



QUICK-FIT



THE WORLD'S FASTEST DUCTING

Available from:



DUCT MONKEY
355 NORTH SHERIDAN ST. STE. 103
CORONA, CA 92880
WWW.DUCTMONKEY.NET
Phone: 951-739-9593 Fax: 951-739-9594

PRICE LIST
August 2006

- **Easy & fast to install,**
just clamp together, no rivets, screws
or welding needed
- **Adaptable to your existing ductwork**
- **Local dealer support**
- **Leak-tight laser welded seams,**
instead of lock-form or spiral duct - which leak badly
and allows debris harbors and snag opportunities
- **45% less labor to install**
- **45% less downtime
for installation**
- **Re-useable,**
easy to modify and easy to move as
your needs change
- **Nordfab provides:**
quick delivery, order tracking, and lower
freight costs

Prices are in effect until 12/30/06
and are subject to change without notice



QUICK-FIT

THE WORLD'S FASTEST DUCTING

**QF PIPE
FLANGED PIPE**

QF PIPE

*3" Pipe, 39" Long, has the lock-form seam construction.

Ø	PART NO.	ENDS	GALV. PRICE	SS 304 PRICE	WEIGHT (GALV)
3"	3200-0300	QF	\$ 13.72	\$ 50.75	4.00
4"	3200-0400	QF	18.72	59.74	5.35
5"	3200-0500	QF	20.51	65.56	6.65
6"	3200-0600	QF	24.69	76.20	7.93
7"	3200-0700	QF	30.29	95.30	11.70
8"	3200-0800	QF	33.98	101.50	13.25
9"	3200-0900	QF	36.73	115.67	14.92
10"	3200-1000	QF	39.59	126.44	16.60
11"	3200-1100	QF	47.34	150.74	18.10
12"	3200-1200	QF	47.34	150.74	19.75
13"	3200-1300	QF	61.06	191.87	21.40
14"	3200-1400	QF	61.06	191.87	27.30
15"	3200-1500	QF	79.18	235.66	29.25
16"	3200-1600	QF	79.18	235.66	31.15
17"	3200-1700	QF	87.29	282.49	33.09
18"	3200-1800	QF	87.29	282.49	34.00
20"	3200-2000	QF	104.71	338.42	38.00
22"	3200-2200	QF	115.91	377.16	42.00
24"	3200-2400	QF	133.33	433.73	45.82

QF Pipe



PART NO. 3200



FLANGED PIPE

3"	3201-0300	FLANGE	\$ 34.58	\$171.30	6.00
4"	3201-0400	FLANGE	46.59	171.30	10.75
5"	3201-0500	FLANGE	46.95	204.79	20.00
6"	3201-0600	FLANGE	51.68	209.81	22.00
7"	3201-0700	FLANGE	58.24	245.75	21.56
8"	3201-0800	FLANGE	64.66	248.19	24.00
9"	3201-0900	FLANGE	67.21	249.22	28.08
10"	3201-1000	FLANGE	77.65	281.04	32.00
11"	3201-1100	FLANGE	90.51	333.33	38.00
12"	3201-1200	FLANGE	90.51	333.33	41.00
13"	3201-1300	FLANGE	99.49	375.58	43.00
14"	3201-1400	FLANGE	99.49	375.58	46.00
15"	3201-1500	FLANGE	122.90	429.80	50.00
16"	3201-1600	FLANGE	122.90	429.80	56.00
17"	3201-1700	FLANGE	129.33	597.25	60.00
18"	3201-1800	FLANGE	129.33	597.25	64.00
20"	3201-2000	FLANGE	161.60	598.01	69.72
22"	3201-2200	FLANGE	181.02	646.58	77.16
24"	3201-2400	FLANGE	187.57	744.21	84.00
26"	3201-2600	FLANGE	196.55	894.64	98.56
28"	3201-2800	FLANGE	213.41	900.95	118.00
30"	3201-3000	FLANGE	245.68	984.03	137.05
32"	3201-3200	FLANGE	256.11	991.76	145.94
34"	3201-3400	FLANGE	284.50	996.78	154.83
36"	3201-3600	FLANGE	303.92	1060.66	162.76
38"	3201-3800	FLANGE	336.20	1170.28	173.47
40"	3201-4000	FLANGE	388.00	1308.61	182.81

Flanged Pipe



PART NO. 3201

ORDERING NOTES:

Unless specified, 3" through 24" is QF, over 24" is flanged. Data is subject to change without notice. Stainless steel components requiring flanges will be supplied with SS flanges unless otherwise specified. Stainless steel components are manufactured with NO.304 SS. [Prices for SS 316 = SS 304 X 1.25] Adding a SS after standard part numbers specifies a SS part. For special parts or items to be custom manufactured: Contact your distributor for quotation.

WWW.DUCTMONKEY.NET • 951-739-9593



QUICK-FIT

THE WORLD'S FASTEST DUCTING

ADJUSTABLE NIPPLE WITH O-RING

Ø	PART NO.	ENDS	GALV. PRICE	SS 304 PRICE	WEIGHT (GALV)
3"	3202-0300	QF	\$ 11.30	\$ 38.21	0.80
4"	3202-0400	QF	11.30	38.21	1.05
5"	3202-0500	QF	11.67	39.42	1.30
6"	3202-0600	QF	11.93	41.44	1.60
7"	3202-0700	QF	14.34	48.71	2.40
8"	3202-0800	QF	14.59	49.78	2.70
9"	3202-0900	QF	15.36	51.80	3.05
10"	3202-1000	QF	15.61	53.82	3.40
11"	3202-1100	QF	17.90	61.89	3.80
12"	3202-1200	QF	17.90	61.89	4.20
13"	3202-1300	QF	24.24	84.23	4.70
14"	3202-1400	QF	24.24	84.23	5.85
15"	3202-1500	QF	27.79	97.14	6.25
16"	3202-1600	QF	27.79	97.14	6.65
17"	3202-1700	QF	32.49	111.40	7.05
18"	3202-1800	QF	32.49	111.40	7.45
20"	3202-2000	QF	39.85	135.89	8.10
22"	3202-2200	QF	47.08	160.23	8.80
24"	3202-2400	QF	54.18	184.32	9.70

Adjustable Nipple with O-Ring



PART NO. 3202



CLAMP WITH PIN*

3"	3260-0300	QF	\$ 5.89	\$ 18.85	0.15
4"	3260-0400	QF	6.34	18.85	0.20
5"	3260-0500	QF	6.68	20.20	0.22
6"	3260-0600	QF	7.02	21.43	0.25
7"	3260-0700	QF	7.36	22.77	0.45
8"	3260-0800	QF	7.59	24.10	0.50
9"	3260-0900	QF	7.93	25.35	0.55
10"	3260-1000	QF	8.50	26.58	0.55
11"	3260-1100	QF	9.28	29.47	0.75
12"	3260-1200	QF	9.28	29.47	1.10
13"	3260-1300	QF	10.19	33.27	1.15
14"	3260-1400	QF	10.19	33.27	1.20
15"	3260-1500	QF	11.10	37.50	1.30
16"	3260-1600	QF	11.10	37.50	1.35
17"	3260-1700	QF	11.66	38.74	1.40
18"	3260-1800	QF	11.66	38.74	1.55
20"	3260-2000	QF	12.12	40.08	1.60
22"	3260-2200	QF	12.68	41.41	1.80
24"	3260-2400	QF	14.61	47.59	2.00
ADDITIONAL PINS					
3260-PINS-LARGE0	LARGE BRIDGE PINS		\$ 0.35	CALL	(10) .33
3260-PINS-SMALL0	SMALL BRIDGE PINS		0.12	CALL	(10) .11
ADDITIONAL NITRILE SEALS					
3260-0000-SP3000	3/8"		\$ 0.15	per foot	0.01
3260-0000-SP4000	1/2"		0.60	per foot	0.02

Clamp with Pin



PART NO. 3260

NOTE:
3" to 6" Clamps: Small bridge pin with 3/8" wide Nitrile seal from factory.

7" to 11" Clamps: Large bridge pin with 3/8" wide Nitrile seal from factory.

12" to 24" Clamps: Large bridge pin with 1/2" wide Nitrile seal from factory.

*NOTE: Nitrile seals are placed in clamps at factory.

ORDERING NOTES:

Unless specified, 3" through 24" is QF, over 24" is flanged. Data is subject to change without notice. Stainless steel components requiring flanges will be supplied with SS flanges unless otherwise specified. Stainless steel components are manufactured with NO.304 SS. [Prices for SS 316 = SS 304 X 1.25] Adding a SS after standard part numbers specifies a SS part. For special parts or items to be custom manufactured: Contact your distributor for quotation.

WWW.DUCTMONKEY.NET • 951-739-9593



QUICK-FIT

THE WORLD'S FASTEST DUCTING

**GORE-TEX CLAMP
SILENCER**

CLAMP WITH GORE-TEX® SEAL

Ø	PART NO.	ENDS	GALV. PRICE	SS 304 PRICE	WEIGHT (GALV)
3"	3260-0300	QF	\$ 12.34	\$ 27.71	0.15
4"	3260-0400	QF	12.34	27.71	0.20
5"	3260-0500	QF	13.25	31.01	0.22
6"	3260-0600	QF	14.04	32.56	0.25
7"	3260-0700	QF	16.87	35.23	0.45
8"	3260-0800	QF	17.78	40.59	0.50
9"	3260-0900	QF	18.69	41.41	0.55
10"	3260-1000	QF	20.72	43.47	0.55
11"	3260-1100	QF	23.78	61.09	0.75
12"	3260-1200	QF	23.78	61.09	1.10
13"	3260-1300	QF	25.59	62.84	1.15
14"	3260-1400	QF	25.59	62.84	1.20
15"	3260-1500	QF	27.40	64.70	1.27
16"	3260-1600	QF	27.40	64.70	1.35
17"	3260-1700	QF	28.99	66.44	1.45
18"	3260-1800	QF	28.99	66.44	1.55
20"	3260-2000	QF	30.91	68.40	1.60
22"	3260-2200	QF	32.50	70.26	1.80
24"	3260-2400	QF	37.36	80.76	2.27
ADDITIONAL PINS					
3260-PINS-LARGE0	LARGE BRIDGE PINS		\$ 0.35	CALL	(10) .33
3260-PINS-SMALL0	SMALL BRIDGE PINS		0.12	CALL	(10) .11
ADDITIONAL GORE-TEX SEALS					
3260-0000-SG3000	SG 3000 3/8"		\$ 3.47	per foot	0.01
3260-0000-SG4000	SG 4000 1/2"		3.20	per foot	0.02

Clamp with Gore-tex® Seal



PART NO. 3260

Specify Gore-tex when ordering



SILENCER

3"	3106-0300	QF	\$ 332.79	CALL	10.00
4"	3106-0400	QF	347.04	CALL	21.00
5"	3106-0500	QF	358.03	CALL	35.00
6"	3106-0600	QF	371.91	CALL	43.00
7"	3106-0700	QF	435.00	CALL	54.00
8"	3106-0800	QF	514.70	CALL	65.00
9"	3106-0900	QF	554.55	CALL	76.00
10"	3106-1000	QF	607.68	CALL	89.00
12"	3106-1200	QF	630.92	CALL	104.00
14"	3106-1400	QF	670.77	CALL	122.00
16"	3106-1600	QF	760.42	CALL	176.00
18"	3106-1800	QF	824.12	CALL	225.00
20"	3106-2000	QF	966.30	CALL	265.00
22"	3106-2200	QF	1046.00	CALL	310.00
24"	3106-2400	QF	1136.87	CALL	406.00
26"	3106-2600	FLANGE	CALL	CALL	546.00
28"	3106-0300	FLANGE	CALL	CALL	600.00
30"	3106-3000	FLANGE	CALL	CALL	678.00
32"	3106-3200	FLANGE	CALL	CALL	700.00
34"	3106-3400	FLANGE	CALL	CALL	770.00
36"	3106-3600	FLANGE	CALL	CALL	897.00
38"	3106-3800	FLANGE	CALL	CALL	974.00
40"	3106-4000	FLANGE	CALL	CALL	1,118.00

Silencer



PART NO. 3106

ORDERING NOTES:

Unless specified, 3" through 24" is QF, over 24" is flanged. Data is subject to change without notice. Stainless steel components requiring flanges will be supplied with SS flanges unless otherwise specified. Stainless steel components are manufactured with NO.304 SS. [Prices for SS 316 = SS 304 X 1.25] Adding a SS after standard part numbers specifies a SS part. For special parts or items to be custom manufactured: Contact your distributor for quotation.

WWW.DUCTMONKEY.NET • 951-739-9593

NORDFAB®
QUICK-FIT
THE WORLD'S FASTEST DUCTING

ELBOW 90°

Ø	PART NO.	ENDS	CLR	GALV. PRICE	SS 304 PRICE	WEIGHT (GALV)
3"	3210-0390	QF	1.5	\$ 27.43	\$ 95.18	0.60
4"	3210-0490	QF	1.0*	33.80	TUBED	0.80
5"	3210-0590	QF	1.0*	37.59	TUBED	1.20
6"	3210-0690	QF	1.0*	42.25	TUBED	1.50
7"	3210-0790	QF	1.0*	56.34	260.76	2.20
8"	3210-0890	QF	1.5	82.06	282.78	6.10
9"	3210-0990	QF	1.5	85.24	294.71	7.60
10"	3210-1090	QF	1.5	88.67	296.94	9.00
11"	3210-1190	QF	1.5	112.68	374.42	10.50
12"	3210-1290	QF	1.5	112.68	374.42	12.40
13"	3210-1390	QF	1.5	119.65	397.76	14.26
14"	3210-1490	QF	1.5	119.65	397.76	19.00
15"	3210-1590	QF	1.5	122.84	418.73	21.25
16"	3210-1690	QF	1.5	122.84	418.73	24.00
17"	3210-1790	QF	1.5	172.57	573.96	27.50
18"	3210-1890	QF	1.5	172.57	573.96	30.90
20"	3210-2090	QF	1.5	201.35	669.80	35.97
22"	3210-2290	QF	1.5	259.03	863.95	43.06
24"	3210-2490	QF	1.5	297.86	993.60	55.50

Elbow 90°



PART NO. 3210

NOTE:
Tubed Elbows
page 10



ELBOW 60°

Ø	PART NO.	ENDS	CLR	GALV. PRICE	SS 304 PRICE	WEIGHT (GALV)
3"	3210-0360	QF	1.5	\$ 27.43	\$ 95.18	0.65
4"	3210-0460	QF	1.0*	33.80	TUBED	0.80
5"	3210-0560	QF	1.0*	35.14	TUBED	1.15
6"	3210-0660	QF	1.0*	45.07	TUBED	1.35
7"	3210-0760	QF	1.0*	56.34	194.15	1.65
8"	3210-0860	QF	1.5	69.81	228.78	4.40
9"	3210-0960	QF	1.5	71.77	238.34	5.50
10"	3210-1060	QF	1.5	80.22	255.12	6.70
11"	3210-1160	QF	1.5	87.32	278.72	7.50
12"	3210-1260	QF	1.5	87.32	278.72	8.96
13"	3210-1360	QF	1.5	99.94	323.16	12.25
14"	3210-1460	QF	1.5	99.94	323.16	13.70
15"	3210-1560	QF	1.5	116.84	374.42	16.00
16"	3210-1660	QF	1.5	116.84	374.42	18.83
17"	3210-1760	QF	1.5	132.39	429.75	19.20
18"	3210-1860	QF	1.5	132.39	429.75	20.81
20"	3210-2060	QF	1.5	170.36	540.78	25.35
22"	3210-2260	QF	1.5	201.35	643.18	30.28
24"	3210-2460	QF	1.5	231.59	739.67	42.50

Elbow 60°



PART NO. 3210

NOTE:
Tubed Elbows
page 10

Note: * 1.0 Galv and 1.5 SS

ORDERING NOTES:

Unless specified, 3" through 24" is QF, over 24" is flanged. Data is subject to change without notice. Stainless steel components requiring flanges will be supplied with SS flanges unless otherwise specified. Stainless steel components are manufactured with NO.304 SS. [Prices for SS 316 = SS 304 X 1.25] Adding a SS after standard part numbers specifies a SS part. For special parts or items to be custom manufactured: Contact your distributor for quotation.

WWW.DUCTMONKEY.NET • 951-739-9593



QUICK-FIT

THE WORLD'S FASTEST DUCTING

ELBOW 45°

Ø	PART NO.	ENDS	CLR	GALV. PRICE	SS 304 PRICE	WEIGHT (GALV)
3"	3210-0345	QF	1.5	\$ 24.80	\$ 95.18	0.45
4"	3210-0445	QF	1.0*	28.90	TUBED	0.55
5"	3210-0545	QF	1.0*	31.97	TUBED	0.70
6"	3210-0645	QF	1.0*	37.97	TUBED	1.05
7"	3210-0745	QF	1.0*	53.53	169.12	1.30
8"	3210-0845	QF	1.5	57.81	173.31	3.70
9"	3210-0945	QF	1.5	58.92	180.26	4.80
10"	3210-1045	QF	1.5	61.48	191.14	5.31
11"	3210-1145	QF	1.5	64.78	207.92	6.05
12"	3210-1245	QF	1.5	64.78	207.92	7.30
13"	3210-1345	QF	1.5	69.81	222.61	9.25
14"	3210-1445	QF	1.5	69.81	222.61	11.48
15"	3210-1545	QF	1.5	93.70	300.22	12.06
16"	3210-1645	QF	1.5	93.70	300.22	13.80
17"	3210-1745	QF	1.5	107.78	348.06	15.25
18"	3210-1845	QF	1.5	107.78	348.06	17.80
20"	3210-2045	QF	1.5	128.84	411.79	20.04
22"	3210-2245	QF	1.5	147.82	471.44	23.90
24"	3210-2445	QF	1.5	170.00	542.09	28.00

Elbow 45°



PART NO. 3210

NOTE:
Tubed Elbows
page 10



ELBOW 30°

3"	3210-0330	QF	1.5	\$ 26.82	TUBED	0.38
4"	3210-0430	QF	1.0*	28.90	TUBED	0.45
5"	3210-0530	QF	1.0*	31.97	TUBED	0.65
6"	3210-0630	QF	1.0*	39.44	TUBED	0.85
7"	3210-0730	QF	1.0*	53.53	\$144.07	1.20
8"	3210-0830	QF	1.5	54.38	152.60	2.80
9"	3210-0930	QF	1.5	56.34	156.66	3.60
10"	3210-1030	QF	1.5	58.92	160.08	4.30
11"	3210-1130	QF	1.5	60.13	168.20	4.75
12"	3210-1230	QF	1.5	60.13	168.20	5.55
13"	3210-1330	QF	1.5	66.50	170.69	7.10
14"	3210-1430	QF	1.5	66.50	170.69	8.53
15"	3210-1530	QF	1.5	74.22	228.24	9.00
16"	3210-1630	QF	1.5	74.22	228.24	10.30
17"	3210-1730	QF	1.5	80.59	260.36	11.07
18"	3210-1830	QF	1.5	80.59	260.36	12.14
20"	3210-2030	QF	1.5	94.31	302.84	14.73
22"	3210-2230	QF	1.5	107.78	345.19	17.90
24"	3210-2430	QF	1.5	123.94	396.97	22.70

Elbow 30°



PART NO. 3210

NOTE:
Tubed Elbows
page 10

Note: * 1.0 Galv and 1.5 SS

ORDERING NOTES:

Unless specified, 3" through 24" is QF, over 24" is flanged. Data is subject to change without notice. Stainless steel components requiring flanges will be supplied with SS flanges unless otherwise specified. Stainless steel components are manufactured with NO.304 SS. [Prices for SS 316 = SS 304 X 1.25] Adding a SS after standard part numbers specifies a SS part. For special parts or items to be custom manufactured: Contact your distributor for quotation.

WWW.DUCTMONKEY.NET • 951-739-9593



QUICK-FIT

THE WORLD'S FASTEST DUCTING

ELBOW 90° LONG RADIUS

Ø	PART NO.	ENDS	CLR	GALV. PRICE	SS 304 PRICE	WEIGHT (GALV)
3"	3210-0390	QF	2.5	\$ 27.43	\$ 95.18	0.90
4"	3210-0490	QF	1.5*	36.50	TUBED	1.05
5"	3210-0590	QF	1.5*	40.91	TUBED	1.60
6"	3210-0690	QF	1.5*	44.83	TUBED	2.20
7"	3210-0790	QF	1.5*	60.13	260.76	2.90
8"	3210-0890	QF	2.5	106.31	339.55	7.65
9"	3210-0990	QF	2.5	110.59	353.57	10.87
10"	3210-1090	QF	2.5	112.68	358.95	13.38
11"	3210-1190	QF	2.5	133.12	421.36	16.25
12"	3210-1290	QF	2.5	133.12	421.36	22.00
13"	3210-1390	QF	2.5	147.82	469.86	25.00
14"	3210-1490	QF	2.5	147.82	469.86	29.04
15"	3210-1590	QF	2.5	230.86	737.57	32.10
16"	3210-1690	QF	2.5	230.86	737.57	36.80
17"	3210-1790	QF	2.5	252.05	805.74	41.00
18"	3210-1890	QF	2.5	252.05	805.74	45.93
20"	3210-2090	QF	2.5	418.13	866.57	58.00
22"	3210-2290	QF	2.5	425.97	1095.33	67.52
24"	3210-2490	QF	2.5	489.90	1259.61	75.74

Elbow 90° Long Radius



PART NO. 3210

Specify LR when Ordering

NOTE:
Tubed Elbows
Page 10



ELBOW 60° LONG RADIUS

3"	3210-0360	QF	1.5	\$ 27.43	\$ 95.18	0.80
4"	3210-0460	QF	1.5*	36.50	TUBED	0.96
5"	3210-0560	QF	1.5*	40.91	TUBED	1.40
6"	3210-0660	QF	1.5*	44.83	TUBED	1.80
7"	3210-0760	QF	1.5*	59.15	194.15	2.60
8"	3210-0860	QF	2.5	82.92	282.13	5.56
9"	3210-0960	QF	2.5	88.18	292.62	7.79
10"	3210-1060	QF	2.5	98.59	312.80	9.45
11"	3210-1160	QF	2.5	107.16	342.17	11.40
12"	3210-1260	QF	2.5	107.16	342.17	13.08
13"	3210-1360	QF	2.5	122.72	396.58	16.30
14"	3210-1460	QF	2.5	122.72	396.58	20.92
15"	3210-1560	QF	2.5	143.41	459.51	23.10
16"	3210-1660	QF	2.5	143.41	459.51	25.58
17"	3210-1760	QF	2.5	162.40	527.55	28.10
18"	3210-1860	QF	2.5	162.40	527.55	31.86
20"	3210-2060	QF	2.5	209.19	663.63	38.94
22"	3210-2260	QF	2.5	247.15	789.36	46.68
24"	3210-2460	QF	2.5	284.26	907.74	60.43

Elbow 60° Long Radius



PART NO. 3210

Specify LR when Ordering

NOTE:
Tubed Elbows
Page 10

Note: * 1.5 Galv and 2.5 SS

ORDERING NOTES:

Unless specified, 3" through 24" is QF, over 24" is flanged. Data is subject to change without notice. Stainless steel components requiring flanges will be supplied with SS flanges unless otherwise specified. Stainless steel components are manufactured with NO.304 SS. [Prices for SS 316 = SS 304 X 1.25] Adding a SS after standard part numbers specifies a SS part. For special parts or items to be custom manufactured: Contact your distributor for quotation.

WWW.DUCTMONKEY.NET • 951-739-9593



QUICK-FIT

THE WORLD'S FASTEST DUCTING

ELBOWS LONG RADIUS

ELBOW 45° LONG RADIUS

Ø	PART NO.	ENDS	CLR	GALV. PRICE	SS 304 PRICE	WEIGHT (GALV)
3"	3210-0345	QF	1.5	\$ 24.80	\$ 95.18	0.65
4"	3210-0445	QF	1.5*	36.50	TUBED	0.80
5"	3210-0545	QF	1.5*	40.91	TUBED	1.10
6"	3210-0645	QF	1.5*	44.83	TUBED	1.95
7"	3210-0745	QF	1.5*	74.34	169.12	3.25
8"	3210-0845	QF	2.5	82.92	265.47	5.20
9"	3210-0945	QF	2.5	88.18	292.62	6.25
10"	3210-1045	QF	2.5	98.59	312.80	7.55
11"	3210-1145	QF	2.5	107.16	342.17	8.76
12"	3210-1245	QF	2.5	107.16	342.17	10.39
13"	3210-1345	QF	2.5	122.72	396.58	13.56
14"	3210-1445	QF	2.5	122.72	396.58	16.58
15"	3210-1545	QF	2.5	143.41	459.51	18.69
16"	3210-1645	QF	2.5	143.41	459.51	20.00
17"	3210-1745	QF	2.5	162.40	527.55	22.50
18"	3210-1845	QF	2.5	162.40	527.55	24.82
20"	3210-2045	QF	2.5	209.19	663.63	30.30
22"	3210-2245	QF	2.5	247.15	789.36	36.27
24"	3210-2445	QF	2.5	284.26	907.74	44.00

Elbow 45° Long Radius



PART NO. 3210

Specify LR when Ordering

NOTE:
Tubed Elbows
Page 10



ELBOW 30° LONG RADIUS

Ø	PART NO.	ENDS	CLR	GALV. PRICE	SS 304 PRICE	WEIGHT (GALV)
3"	3210-0330	QF	1.5	\$ 26.82	TUBED	0.38
4"	3210-0430	QF	1.5*	36.50	TUBED	0.45
5"	3210-0530	QF	1.5*	40.91	TUBED	0.65
6"	3210-0630	QF	1.5*	44.83	TUBED	0.85
7"	3210-0730	QF	1.5*	55.72	\$144.07	1.20
8"	3210-0830	QF	2.5	64.42	184.59	2.80
9"	3210-0930	QF	2.5	67.85	192.32	3.60
10"	3210-1030	QF	2.5	70.42	196.39	4.30
11"	3210-1130	QF	2.5	75.57	206.35	4.75
12"	3210-1230	QF	2.5	75.57	206.35	5.55
13"	3210-1330	QF	2.5	80.59	209.36	7.10
14"	3210-1430	QF	2.5	80.59	209.36	8.53
15"	3210-1530	QF	2.5	88.31	280.03	9.00
16"	3210-1630	QF	2.5	88.31	280.03	10.30
17"	3210-1730	QF	2.5	98.96	319.62	11.07
18"	3210-1830	QF	2.5	98.96	319.62	12.14
20"	3210-2030	QF	2.5	115.86	371.80	14.73
22"	3210-2230	QF	2.5	132.15	423.45	17.90
24"	3210-2430	QF	2.5	151.99	487.03	22.70

Elbow 30° Long Radius



PART NO. 3210

Specify LR when Ordering

NOTE:
Tubed Elbows
Page 10

Note: * 1.5 Galv and 2.5 SS

ORDERING NOTES:

Unless specified, 3" through 24" is QF, over 24" is flanged. Data is subject to change without notice. Stainless steel components requiring flanges will be supplied with SS flanges unless otherwise specified. Stainless steel components are manufactured with NO.304 SS. [Prices for SS 316 = SS 304 X 1.25] Adding a SS after standard part numbers specifies a SS part. For special parts or items to be custom manufactured: Contact your distributor for quotation.

WWW.DUCTMONKEY.NET • 951-739-9593



QUICK-FIT

THE WORLD'S FASTEST DUCTING

ELBOW 90° FLANGED

Ø	PART NO.	ENDS	CLR	GALV. PRICE	SS 304 PRICE	WEIGHT (GALV)
3"	3211-0390	FLANGE	1.5	\$ 40.90	TUBED	1.75
4"	3211-0490	FLANGE	1.0	48.56	TUBED	2.25
5"	3211-0590	FLANGE	1.0	53.93	TUBED	2.80
6"	3211-0690	FLANGE	1.0	64.92	TUBED	3.85
7"	3211-0790	FLANGE	1.0	78.21	\$ 383.72	4.90
8"	3211-0890	FLANGE	1.5	109.65	410.13	7.66
9"	3211-0990	FLANGE	1.5	115.66	422.99	8.45
10"	3211-1090	FLANGE	1.5	124.60	428.32	15.47
11"	3211-1190	FLANGE	1.5	159.49	514.92	17.60
12"	3211-1290	FLANGE	1.5	159.49	514.92	19.33
13"	3211-1390	FLANGE	1.5	176.75	546.24	22.40
14"	3211-1490	FLANGE	1.5	176.75	546.24	25.39
15"	3211-1590	FLANGE	1.5	198.98	594.67	27.90
16"	3211-1690	FLANGE	1.5	198.98	594.67	30.51
17"	3211-1790	FLANGE	1.5	254.83	806.44	32.30
18"	3211-1890	FLANGE	1.5	254.83	806.44	34.67
20"	3211-2090	FLANGE	1.5	288.83	924.22	41.99
22"	3211-2290	FLANGE	1.5	357.97	1149.53	46.90
24"	3211-2490	FLANGE	1.5	411.64	1321.90	70.96
26"	3211-2690	FLANGE	1.5	476.82	1412.60	89.12
28"	3211-2890	FLANGE	1.5	585.71	1700.97	99.19
30"	3211-3090	FLANGE	1.5	600.66	1760.07	110.26
32"	3211-3290	FLANGE	1.5	756.06	1818.62	121.38
34"	3211-3490	FLANGE	1.5	862.39	2165.54	133.52
36"	3211-3690	FLANGE	1.5	982.14	2653.78	149.04
38"	3211-3890	FLANGE	1.5	1120.55	3199.34	162.31
40"	3211-4090	FLANGE	1.5	1354.04	3978.83	176.20

Elbow 90° Flanged



PART NO. 3211



ELBOW 60° FLANGED

Ø	PART NO.	ENDS	CLR	GALV. PRICE	SS 304 PRICE	WEIGHT (GALV)
3"	3211-0360	FLANGE	1.5	\$ 40.90	TUBED	1.60
4"	3211-0460	FLANGE	1.0	48.56	TUBED	2.00
5"	3211-0560	FLANGE	1.0	51.38	TUBED	2.75
6"	3211-0660	FLANGE	1.0	64.92	TUBED	3.65
7"	3211-0760	FLANGE	1.0	78.21	\$ 314.23	4.80
8"	3211-0860	FLANGE	1.5	96.87	353.76	6.87
9"	3211-0960	FLANGE	1.5	101.60	364.16	9.48
10"	3211-1060	FLANGE	1.5	115.79	384.54	12.98
11"	3211-1160	FLANGE	1.5	133.04	415.05	15.49
12"	3211-1260	FLANGE	1.5	133.04	415.05	18.67
13"	3211-1360	FLANGE	1.5	156.17	468.13	21.44
14"	3211-1460	FLANGE	1.5	156.17	468.13	24.92
15"	3211-1560	FLANGE	1.5	192.72	548.57	27.80
16"	3211-1660	FLANGE	1.5	192.72	548.57	30.25
17"	3211-1760	FLANGE	1.5	212.91	656.23	33.69
18"	3211-1860	FLANGE	1.5	212.91	656.23	36.86
20"	3211-2060	FLANGE	1.5	256.49	789.61	40.52
22"	3211-2260	FLANGE	1.5	297.65	919.43	45.95
24"	3211-2460	FLANGE	1.5	342.25	1057.33	58.95
26"	3211-2660	FLANGE	1.5	366.40	1076.75	75.08
28"	3211-2860	FLANGE	1.5	415.48	1220.80	82.97
30"	3211-3060	FLANGE	1.5	483.60	1420.94	91.71
32"	3211-3260	FLANGE	1.5	592.61	1741.19	100.23
34"	3211-3460	FLANGE	1.5	737.66	1861.03	132.18
36"	3211-3660	FLANGE	1.5	903.16	1933.39	122.29
38"	3211-3860	FLANGE	1.5	1104.70	2725.88	132.58
40"	3211-4060	FLANGE	1.5	1277.11	3752.29	142.99

Elbow 60° Flanged



PART NO. 3211

90° Elbow Shown

ORDERING NOTES:

Unless specified, 3" through 24" is QF, over 24" is flanged. Data is subject to change without notice. Stainless steel components requiring flanges will be supplied with SS flanges unless otherwise specified. Stainless steel components are manufactured with NO.304 SS. [Prices for SS 316 = SS 304 X 1.25] Adding a SS after standard part numbers specifies a SS part. For special parts or items to be custom manufactured: Contact your distributor for quotation.

WWW.DUCTMONKEY.NET • 951-739-9593



QUICK-FIT

THE WORLD'S FASTEST DUCTING

ELBOWS FLANGED

ELBOW 45° FLANGED

Ø	PART NO.	ENDS	CLR	GALV. PRICE	SS 304 PRICE	WEIGHT (GALV)
3"	3211-0345	FLANGE	1.5	\$ 27.99	TUBED	1.75
4"	3211-0445	FLANGE	1.0	43.58	TUBED	2.25
5"	3211-0545	FLANGE	1.0	48.05	TUBED	2.80
6"	3211-0645	FLANGE	1.0	57.77	TUBED	3.85
7"	3211-0745	FLANGE	1.0	75.27	\$ 288.10	4.90
8"	3211-0845	FLANGE	1.5	84.35	295.76	7.66
9"	3211-0945	FLANGE	1.5	88.18	303.56	8.45
10"	3211-1045	FLANGE	1.5	96.11	317.92	15.47
11"	3211-1145	FLANGE	1.5	109.52	341.18	17.60
12"	3211-1245	FLANGE	1.5	109.52	341.18	19.33
13"	3211-1345	FLANGE	1.5	124.60	363.48	22.40
14"	3211-1445	FLANGE	1.5	124.60	363.48	25.39
15"	3211-1545	FLANGE	1.5	168.57	471.00	27.90
16"	3211-1645	FLANGE	1.5	168.57	471.00	30.51
17"	3211-1745	FLANGE	1.5	187.23	571.00	32.30
18"	3211-1845	FLANGE	1.5	187.23	571.00	34.67
20"	3211-2045	FLANGE	1.5	213.30	655.00	41.99
22"	3211-2245	FLANGE	1.5	241.80	740.09	46.90
24"	3211-2445	FLANGE	1.5	278.09	851.17	70.96
26"	3211-2645	FLANGE	1.5	335.09	984.69	89.12
28"	3211-2845	FLANGE	1.5	413.43	1212.87	99.19
30"	3211-3045	FLANGE	1.5	442.70	1300.97	110.26
32"	3211-3245	FLANGE	1.5	490.37	1441.05	121.38
34"	3211-3445	FLANGE	1.5	525.77	1545.02	133.52
36"	3211-3645	FLANGE	1.5	583.02	1715.20	149.04
38"	3211-3845	FLANGE	1.5	647.05	1901.25	162.31
40"	3211-4045	FLANGE	1.5	719.26	2113.56	176.20

Elbow 45° Flanged



PART NO. 3211

90° Elbow Shown



ELBOW 30° FLANGED

Ø	PART NO.	ENDS	CLR	GALV. PRICE	SS 304 PRICE	WEIGHT (GALV)
3"	3211-0330	FLANGE	1.5	\$ N/A	TUBED	1.60
4"	3211-0430	FLANGE	1.0	43.58	TUBED	2.00
5"	3211-0530	FLANGE	1.0	48.05	TUBED	2.75
6"	3211-0630	FLANGE	1.0	59.30	TUBED	3.65
7"	3211-0730	FLANGE	1.0	75.27	\$ 261.97	4.80
8"	3211-0830	FLANGE	1.5	80.77	274.28	6.87
9"	3211-0930	FLANGE	1.5	85.50	279.07	9.48
10"	3211-1030	FLANGE	1.5	93.55	285.36	12.98
11"	3211-1130	FLANGE	1.5	104.67	299.73	15.49
12"	3211-1230	FLANGE	1.5	104.67	299.73	18.67
13"	3211-1330	FLANGE	1.5	121.28	309.17	21.44
14"	3211-1430	FLANGE	1.5	121.28	309.17	24.92
15"	3211-1530	FLANGE	1.5	148.25	395.90	27.80
16"	3211-1630	FLANGE	1.5	148.25	395.90	30.25
17"	3211-1730	FLANGE	1.5	158.98	479.48	33.69
18"	3211-1830	FLANGE	1.5	158.98	479.48	36.86
20"	3211-2030	FLANGE	1.5	177.26	541.45	40.52
22"	3211-2230	FLANGE	1.5	200.01	608.21	45.95
24"	3211-2430	FLANGE	1.5	230.04	699.46	58.95
26"	3211-2630	FLANGE	1.5	298.41	876.61	75.08
28"	3211-2830	FLANGE	1.5	327.55	960.61	82.97
30"	3211-3030	FLANGE	1.5	366.40	1076.75	91.71
32"	3211-3230	FLANGE	1.5	382.12	1120.80	100.23
34"	3211-3430	FLANGE	1.5	441.42	1296.86	132.18
36"	3211-3630	FLANGE	1.5	484.87	1425.05	122.29
38"	3211-3830	FLANGE	1.5	533.31	1565.13	132.58
40"	3211-4030	FLANGE	1.5	586.47	1721.22	142.99

Elbow 30° Flanged



PART NO. 3211

90° Elbow Shown

ORDERING NOTES:

Unless specified, 3" through 24" is QF, over 24" is flanged. Data is subject to change without notice. Stainless steel components requiring flanges will be supplied with SS flanges unless otherwise specified. Stainless steel components are manufactured with NO.304 SS. [Prices for SS 316 = SS 304 X 1.25] Adding a SS after standard part numbers specifies a SS part. For special parts or items to be custom manufactured: Contact your distributor for quotation.

WWW.DUCTMONKEY.NET • 951-739-9593



QUICK-FIT

THE WORLD'S FASTEST DUCTING

ELBOW TUBED

Ø	PART NO.	ENDS	CLR	GALV. PRICE	SS 304 PRICE	WEIGHT (GALV)
90 DEGREE						
3"	3214-0390	QF	1.5	\$ 41.16	\$ 97.24	3.50
4"	3214-0490	QF	1.5	41.16	99.80	5.00
5"	3214-0590	QF	1.5	77.98	201.38	7.40
6"	3214-0690	QF	1.5	105.12	245.82	10.25
8"	3214-0890	QF	1.5	207.01	465.90	15.00
60 DEGREE						
3"	3214-0360	QF	1.5	41.16	97.24	2.31
4"	3214-0460	QF	1.5	41.16	99.80	3.33
5"	3214-0560	QF	1.5	78.34	201.38	4.95
6"	3214-0660	QF	1.5	105.12	245.82	6.67
8"	3214-0860	QF	1.5	207.01	465.90	9.98
45 DEGREE						
3"	3214-0345	QF	1.5	41.16	97.24	1.75
4"	3214-0445	QF	1.5	41.16	99.80	2.50
5"	3214-0545	QF	1.5	78.34	201.38	3.75
6"	3214-0645	QF	1.5	105.12	245.82	5.00
8"	3214-0845	QF	1.5	207.01	465.90	7.50
30 DEGREE						
3"	3214-0330	QF	1.5	41.16	97.24	1.15
4"	3214-0430	QF	1.5	41.16	99.80	1.65
5"	3214-0530	QF	1.5	78.34	201.38	2.48
6"	3214-0630	QF	1.5	105.12	245.82	3.33
8"	3214-0830	QF	1.5	207.01	465.90	4.95

Elbow Tubed



PART NO. 3214

60° Elbow Shown



ELBOW TUBED LONG RADIUS

Ø	PART NO.	ENDS	CLR	GALV. PRICE	SS 304 PRICE	WEIGHT (GALV)
90 DEGREE						
3"	3214-0390	QF	2.5	\$ 44.88	\$ 136.09	5.00
4"	3214-0490	QF	2.5	44.88	181.37	7.00
5"	3214-0590	QF	2.5	78.34	309.87	11.25
6"	3214-0690	QF	2.5	107.60	372.89	14.75
8"	3214-0890	QF	2.5	204.29	645.43	25.00
60 DEGREE						
3"	3214-0360	QF	2.5	44.88	136.09	3.33
4"	3214-0460	QF	2.5	44.88	181.37	4.62
5"	3214-0560	QF	2.5	78.34	309.87	7.26
6"	3214-0660	QF	2.5	107.60	372.89	8.91
8"	3214-0860	QF	2.5	204.29	645.43	16.50
45 DEGREE						
3"	3214-0345	QF	2.5	44.88	136.09	2.50
4"	3214-0445	QF	2.5	44.88	136.09	3.65
5"	3214-0545	QF	2.5	78.34	232.40	5.50
6"	3214-0645	QF	2.5	107.60	279.66	6.75
8"	3214-0845	QF	2.5	204.29	484.08	12.50
30 DEGREE						
3"	3214-0330	QF	2.5	44.88	136.09	1.65
4"	3214-0430	QF	2.5	44.88	136.09	2.31
5"	3214-0530	QF	2.5	78.34	232.40	3.63
6"	3214-0630	QF	2.5	107.60	279.66	4.46
8"	3214-0830	QF	2.5	204.29	484.08	8.25

Elbow Tubed Long Radius



PART NO. 3214

60° Elbow Shown

ORDERING NOTES:

Unless specified, 3" through 24" is QF, over 24" is flanged. Data is subject to change without notice. Stainless steel components requiring flanges will be supplied with SS flanges unless otherwise specified. Stainless steel components are manufactured with NO.304 SS. [Prices for SS 316 = SS 304 X 1.25] Adding a SS after standard part numbers specifies a SS part. For special parts or items to be custom manufactured: Contact your distributor for quotation.

WWW.DUCTMONKEY.NET • 951-739-9593



QUICK-FIT

THE WORLD'S FASTEST DUCTING

ELBOW LSB

ELBOW LSB

Ø	PART NO.	ENDS	CLR	GALV. PRICE	SS 304 PRICE	WEIGHT (GALV)
90 DEGREE						
7"	3212-0790	QF	2.5	\$ 111.12	CALL	9.42
8"	3212-0890	QF	2.5	129.51	CALL	13.64
9"	3212-0990	QF	2.5	134.65	CALL	16.64
10"	3212-1090	QF	2.5	137.28	CALL	21.54
11"	3212-1190	QF	2.5	162.18	CALL	27.65
12"	3212-1290	QF	2.5	162.18	CALL	33.76
13"	3212-1390	QF	2.5	180.45	CALL	40.07
14"	3212-1490	QF	2.5	180.45	CALL	46.38
15"	3212-1590	QF	2.5	270.67	CALL	52.61
16"	3212-1690	QF	2.5	270.67	CALL	58.83
17"	3212-1790	QF	2.5	295.58	CALL	66.14
18"	3212-1890	QF	2.5	295.58	CALL	73.44
20"	3212-2090	QF	2.5	423.72	CALL	85.40
22"	3212-2290	QF	2.5	460.25	CALL	107.98
24"	3212-2490	QF	2.5	529.33	CALL	132.63
60 DEGREE						
7"	3212-0760	QF	2.5	79.72	CALL	8.65
8"	3212-0860	QF	2.5	84.97	CALL	11.90
9"	3212-0960	QF	2.5	100.74	CALL	14.21
10"	3212-1060	QF	2.5	112.50	CALL	17.29
11"	3212-1160	QF	2.5	122.88	CALL	20.65
12"	3212-1260	QF	2.5	122.88	CALL	24.00
13"	3212-1360	QF	2.5	139.90	CALL	28.68
14"	3212-1460	QF	2.5	139.90	CALL	33.35
15"	3212-1560	QF	2.5	164.81	CALL	37.09
16"	3212-1660	QF	2.5	164.81	CALL	40.83
17"	3212-1760	QF	2.5	184.33	CALL	45.85
18"	3212-1860	QF	2.5	184.33	CALL	50.87
20"	3212-2060	QF	2.5	235.39	CALL	62.19
22"	3212-2260	QF	2.5	274.67	CALL	74.56
24"	3212-2460	QF	2.5	315.85	CALL	86.93
45 DEGREE						
7"	3212-0745	QF	2.5	75.83	CALL	7.82
8"	3212-0845	QF	2.5	82.35	CALL	9.56
9"	3212-0945	QF	2.5	84.97	CALL	11.30
10"	3212-1045	QF	2.5	87.60	CALL	13.97
11"	3212-1145	QF	2.5	91.60	CALL	16.92
12"	3212-1245	QF	2.5	91.60	CALL	20.40
13"	3212-1345	QF	2.5	99.36	CALL	23.85
14"	3212-1445	QF	2.5	99.36	CALL	27.60
15"	3212-1545	QF	2.5	129.51	CALL	30.56
16"	3212-1645	QF	2.5	129.51	CALL	34.10
17"	3212-1745	QF	2.5	151.67	CALL	39.80
18"	3212-1845	QF	2.5	151.67	CALL	44.36
20"	3212-2045	QF	2.5	176.57	CALL	52.60
22"	3212-2245	QF	2.5	200.09	CALL	59.10
24"	3212-2445	QF	2.5	230.13	CALL	64.78
30 DEGREE						
7"	3212-0730	QF	2.5	73.21	CALL	5.18
8"	3212-0830	QF	2.5	77.21	CALL	6.79
9"	3212-0930	QF	2.5	79.72	CALL	8.40
10"	3212-1030	QF	2.5	82.35	CALL	9.77
11"	3212-1130	QF	2.5	84.97	CALL	11.44
12"	3212-1230	QF	2.5	84.97	CALL	13.10
13"	3212-1330	QF	2.5	92.85	CALL	16.09
14"	3212-1430	QF	2.5	92.85	CALL	19.07
15"	3212-1530	QF	2.5	104.61	CALL	22.94
16"	3212-1630	QF	2.5	104.61	CALL	25.86
17"	3212-1730	QF	2.5	113.75	CALL	29.40
18"	3212-1830	QF	2.5	113.75	CALL	33.31
20"	3212-2030	QF	2.5	124.26	CALL	42.15
22"	3212-2230	QF	2.5	151.67	CALL	51.09
24"	3212-2430	QF	2.5	174.45	CALL	56.91



30° Elbow Shown

- 90° QF LSB 2.5CLR Galvanized
- 60° QF LSB 2.5CLR Galvanized
- 45° QF LSB 2.5CLR Galvanized
- 30° QF LSB 2.5CLR Galvanized

ORDERING NOTES:

Unless specified, 3" through 24" is QF, over 24" is flanged. Data is subject to change without notice. Stainless steel components requiring flanges will be supplied with SS flanges unless otherwise specified. Stainless steel components are manufactured with NO.304 SS. [Prices for SS 316 = SS 304 X 1.25] Adding a SS after standard part numbers specifies a SS part. For special parts or items to be custom manufactured: Contact your distributor for quotation.

WWW.DUCTMONKEY.NET • 951-739-9593




QUICK-FIT

THE WORLD'S FASTEST DUCTING

MACHINE ADAPTER

Ø	PART NO.	ENDS	GALV. PRICE	SS 304 PRICE	WEIGHT (GALV)
3"	3249-0300	QF	\$ 13.97	\$ 38.44	0.60
4"	3249-0400	QF	13.97	38.44	0.75
5"	3249-0500	QF	15.55	44.25	0.95
6"	3249-0600	QF	18.23	52.92	1.10
7"	3249-0700	QF	19.68	56.95	1.35
8"	3249-0800	QF	21.13	61.22	1.50
9"	3249-0900	QF	22.36	65.26	1.75
10"	3249-1000	QF	23.81	69.29	1.95
11"	3249-1100	QF	25.39	73.33	2.10
12"	3249-1200	QF	25.39	73.33	2.30
13"	3249-1300	QF	26.84	77.36	2.45
14"	3249-1400	QF	26.84	77.36	2.70
15"	3249-1500	QF	28.07	82.82	3.05
16"	3249-1600	QF	28.07	82.82	3.20
17"	3249-1700	QF	30.97	89.59	3.32
18"	3249-1800	QF	30.97	89.59	3.45
20"	3249-2000	QF	32.10	93.62	3.90
22"	3249-2200	QF	35.23	98.95	4.30
24"	3249-2400	QF	40.48	113.79	5.60

Machine Adapter



ANGLE FLANGE ADAPTER

3"	3250-0300	QF	\$ 29.75	\$ 78.07	1.40
4"	3250-0400	QF	29.75	78.07	1.70
5"	3250-0500	QF	31.31	86.74	2.15
6"	3250-0600	QF	37.35	97.06	2.55
7"	3250-0700	QF	40.36	104.41	3.10
8"	3250-0800	QF	42.05	109.63	3.15
9"	3250-0900	QF	47.08	112.37	3.25
10"	3250-1000	QF	49.65	116.88	5.00
11"	3250-1100	QF	54.91	122.56	5.60
12"	3250-1200	QF	54.91	122.56	6.15
13"	3250-1300	QF	57.25	132.41	7.02
14"	3250-1400	QF	57.25	132.41	7.70
15"	3250-1500	QF	62.29	143.09	9.25
16"	3250-1600	QF	62.29	143.09	11.05
17"	3250-1700	QF	67.54	178.09	12.90
18"	3250-1800	QF	67.54	178.09	15.20
20"	3250-2000	QF	71.91	189.73	19.15
22"	3250-2200	QF	76.94	204.19	26.05
24"	3250-2400	QF	88.46	234.81	30.00

Angle Flange Adapter



Specify angle or flat flange

ORDERING NOTES:

Unless specified, 3" through 24" is QF, over 24" is flanged. Data is subject to change without notice. Stainless steel components requiring flanges will be supplied with SS flanges unless otherwise specified. Stainless steel components are manufactured with NO.304 SS. [Prices for SS 316 = SS 304 X 1.25] Adding a SS after standard part numbers specifies a SS part. For special parts or items to be custom manufactured: Contact your distributor for quotation.

WWW.DUCTMONKEY.NET • 951-739-9593



QUICK-FIT

THE WORLD'S FASTEST DUCTING

HOSE ADAPTER

Ø	PART NO.	ENDS	GALV. PRICE	SS 304 PRICE	WEIGHT (GALV)
3"	3282-0300	QF	\$ 14.24	\$ 39.12	0.60
4"	3282-0400	QF	14.24	39.12	0.80
5"	3282-0500	QF	15.84	45.03	0.95
6"	3282-0600	QF	18.58	53.85	1.15
7"	3282-0700	QF	20.05	57.96	1.35
8"	3282-0800	QF	21.53	62.31	1.55
9"	3282-0900	QF	22.78	66.41	1.70
10"	3282-1000	QF	24.26	70.52	1.90
11"	3282-1100	QF	25.87	74.62	2.15
12"	3282-1200	QF	25.87	74.62	2.35
13"	3282-1300	QF	27.34	78.73	2.50
14"	3282-1400	QF	27.34	78.73	2.65
15"	3282-1500	QF	28.60	84.28	2.90
16"	3282-1600	QF	28.60	84.28	3.15
17"	3282-1700	QF	31.55	91.17	3.55
18"	3282-1800	QF	31.55	91.17	3.80
20"	3282-2000	QF	32.70	95.28	4.25
22"	3282-2200	QF	35.89	100.71	4.95
24"	3282-2400	QF	41.24	115.8	6.00

Hose Adapter



BELL MOUTH ADAPTER

3"	3251-0300	QF	\$ 51.69	\$ 131.91	0.90
4"	3251-0400	QF	51.69	131.91	1.05
5"	3251-0500	QF	60.00	152.95	1.15
6"	3251-0600	QF	65.75	167.75	1.85
7"	3251-0700	QF	70.26	179.04	1.95
8"	3251-0800	QF	75.40	192.16	2.10
9"	3251-0900	QF	82.37	210.08	2.25
10"	3251-1000	QF	88.71	226.3	3.00
11"	3251-1100	QF	105.94	270.33	0.37
12"	3251-1200	QF	105.94	270.33	4.10
13"	3251-1300	QF	107.90	275.12	4.50
14"	3251-1400	QF	107.90	275.12	5.75
15"	3251-1500	QF	109.86	280.06	6.25
16"	3251-1600	QF	109.86	280.06	7.50
17"	3251-1700	QF	127.09	323.94	8.25
18"	3251-1800	QF	127.09	323.94	9.50
20"	3251-2000	QF	144.32	367.96	10.75
22"	3251-2200	QF	161.54	411.98	12.25
24"	3251-2400	QF	185.74	473.78	14.50

Bell Mouth Adapter



ORDERING NOTES:

Unless specified, 3" through 24" is QF, over 24" is flanged. Data is subject to change without notice. Stainless steel components requiring flanges will be supplied with SS flanges unless otherwise specified. Stainless steel components are manufactured with NO.304 SS. [Prices for SS 316 = SS 304 X 1.25] Adding a SS after standard part numbers specifies a SS part. For special parts or items to be custom manufactured: Contact your distributor for quotation.

WWW.DUCTMONKEY.NET • 951-739-9593



QUICK-FIT

THE WORLD'S FASTEST DUCTING

BRANCH

Ø	PART NO.	ENDS	GALV. PRICE	SS 304 PRICE	WEIGHT (GALV)
3"	3220-XX03	QF	\$ 75.63	\$233.28	2.32
4"	3220-XX04	QF	75.63	233.28	3.00
5"	3220-XX05	QF	79.56	237.86	3.75
6"	3220-XX06	QF	82.23	243.11	4.25
7"	3220-XX07	QF	83.51	248.35	5.00
8"	3220-XX08	QF	85.54	255.36	6.00
9"	3220-XX09	QF	89.47	265.17	7.25
10"	3220-XX10	QF	95.43	282.13	8.50
11"	3220-XX11	QF	106.09	315.49	9.25
12"	3220-XX12	QF	106.09	315.49	10.75
13"	3220-XX13	QF	124.61	371.72	11.40
14"	3220-XX14	QF	124.61	371.72	13.50
15"	3220-XX15	QF	143.27	427.43	15.60
16"	3220-XX16	QF	143.27	427.43	17.56
17"	3220-XX17	QF	155.83	466.31	19.00
18"	3220-XX18	QF	155.83	466.31	21.00
20"	3220-XX20	QF	187.68	554.83	30.00
22"	3220-XX22	QF	236.03	698.38	39.50
24"	3220-XX24	QF	271.44	803.19	53.50
26"	3220-XX26	FLANGE	299.74	965.04	74.00
28"	3220-XX28	FLANGE	383.24	1047.64	98.00
30"	3220-XX30	FLANGE	430.95	1143.84	117.05
32"	3220-XX32	FLANGE	482.73	1196.57	125.94
34"	3220-XX34	FLANGE	537.04	1274.08	134.83
36"	3220-XX36	FLANGE	591.48	1312.81	142.78
38"	3220-XX38	FLANGE	651.12	1416.41	153.47
40"	3220-XX40	FLANGE	714.83	1494.04	162.81

Branch



PART NO. 3220

All branches priced by large end
Specify A,B,C



Y BRANCH

Ø	PART NO.	ENDS	GALV. PRICE	SS 304 PRICE	WEIGHT (GALV)
3"	3221-XX03	QF	\$ 97.20	\$298.68	1.50
4"	3221-XX04	QF	97.20	298.68	1.75
5"	3221-XX05	QF	102.37	302.66	2.00
6"	3221-XX06	QF	106.77	315.80	2.75
7"	3221-XX07	QF	109.87	326.48	3.25
8"	3221-XX08	QF	114.77	339.07	4.50
9"	3221-XX09	QF	120.59	355.91	5.25
10"	3221-XX10	QF	122.91	366.04	6.75
11"	3221-XX11	QF	141.14	417.09	8.00
12"	3221-XX12	QF	141.14	417.09	10.25
13"	3221-XX13	QF	169.96	502.10	12.50
14"	3221-XX14	QF	169.96	502.10	14.00
15"	3221-XX15	QF	189.09	559.32	15.75
16"	3221-XX16	QF	189.09	559.32	17.00
17"	3221-XX17	QF	210.03	620.11	18.50
18"	3221-XX18	QF	210.03	620.11	20.00
20"	3221-XX20	QF	249.84	738.37	24.50
22"	3221-XX22	QF	287.07	850.21	29.00
24"	3221-XX24	QF	330.11	977.64	36.00
26"	3221-XX26	FLANGE	379.48	1046.23	69.00
28"	3221-XX28	FLANGE	436.22	1125.22	93.00
30"	3221-XX30	FLANGE	479.51	1197.63	112.05
32"	3221-XX32	FLANGE	528.11	1270.04	120.94
34"	3221-XX34	FLANGE	582.14	1329.17	129.83
36"	3221-XX36	FLANGE	637.46	1447.58	137.78
38"	3221-XX38	FLANGE	703.64	1572.70	148.47
40"	3221-XX40	FLANGE	773.95	1677.97	157.81

Y Branch



PART NO. 3221

All branches priced by large end
Specify A,B,D

ORDERING NOTES:

Unless specified, 3" through 24" is QF, over 24" is flanged. Data is subject to change without notice. Stainless steel components requiring flanges will be supplied with SS flanges unless otherwise specified. Stainless steel components are manufactured with NO.304 SS. [Prices for SS 316 = SS 304 X 1.25] Adding a SS after standard part numbers specifies a SS part. For special parts or items to be custom manufactured: Contact your distributor for quotation.

WWW.DUCTMONKEY.NET • 951-739-9593



QUICK-FIT

THE WORLD'S FASTEST DUCTING

DOUBLE BRANCH

Ø	PART NO.	ENDS	GALV. PRICE	SS 304 PRICE	WEIGHT (GALV)
3"	3226-XX03	QF	\$ 96.75	\$ 297.40	2.62
4"	3226-XX04	QF	96.75	297.40	3.50
5"	3226-XX05	QF	101.90	301.36	4.35
6"	3226-XX06	QF	106.28	314.44	5.00
7"	3226-XX07	QF	109.37	325.08	6.00
8"	3226-XX08	QF	114.25	337.62	7.25
9"	3226-XX09	QF	120.04	354.38	8.50
10"	3226-XX10	QF	122.36	364.47	10.00
11"	3226-XX11	QF	140.50	415.30	10.75
12"	3226-XX12	QF	140.50	415.30	12.25
13"	3226-XX13	QF	169.19	499.95	13.15
14"	3226-XX14	QF	169.19	499.95	14.95
15"	3226-XX15	QF	188.23	556.92	17.35
16"	3226-XX16	QF	188.23	556.92	19.56
17"	3226-XX17	QF	209.08	617.44	21.00
18"	3226-XX18	QF	209.08	617.44	26.00
20"	3226-XX20	QF	248.71	735.20	35.00
22"	3226-XX22	QF	285.76	846.56	49.50
24"	3226-XX24	QF	328.61	973.59	68.40
26"	3226-XX26	FLANGE	377.75	1041.74	104.00
28"	3226-XX28	FLANGE	434.23	1120.39	128.00
30"	3226-XX30	FLANGE	477.33	1192.49	153.00
32"	3226-XX32	FLANGE	525.71	1264.59	164.94
34"	3226-XX34	FLANGE	579.50	1323.47	179.83
36"	3226-XX36	FLANGE	634.56	1441.37	187.78
38"	3226-XX38	FLANGE	700.44	1565.95	203.49
40"	3226-XX40	FLANGE	770.43	1670.77	222.81



All branches priced by large end
SPECIFY A,B,C,D



T-BRANCH

3"	3227-XX03	QF	\$ 76.68	\$236.34	1.50
4"	3227-XX04	QF	76.68	236.34	2.00
5"	3227-XX05	QF	80.67	240.98	2.75
6"	3227-XX06	QF	83.37	246.43	3.25
7"	3227-XX07	QF	84.67	251.60	4.00
8"	3227-XX08	QF	86.72	258.97	4.75
9"	3227-XX09	QF	90.71	268.64	5.50
10"	3227-XX10	QF	96.75	285.82	6.00
11"	3227-XX11	QF	107.56	319.63	7.50
12"	3227-XX12	QF	107.56	319.63	8.75
13"	3227-XX13	QF	126.34	377.01	10.25
14"	3227-XX14	QF	126.34	377.01	12.00
15"	3227-XX15	QF	145.26	433.03	13.25
16"	3227-XX16	QF	145.26	433.03	14.00
17"	3227-XX17	QF	158.00	472.42	16.00
18"	3227-XX18	QF	158.00	472.42	18.25
20"	3227-XX20	QF	190.29	561.83	20.50
22"	3227-XX22	QF	239.31	707.53	24.75
24"	3227-XX24	QF	275.21	813.72	28.95
26"	3227-XX26	FLANGE	303.91	977.68	40.28
28"	3227-XX28	FLANGE	388.56	1061.37	45.01
30"	3227-XX30	FLANGE	436.94	1158.83	58.53
32"	3227-XX32	FLANGE	489.43	1212.25	62.97
34"	3227-XX34	FLANGE	544.50	1290.77	66.42
36"	3227-XX36	FLANGE	599.70	1330.01	70.30
38"	3227-XX38	FLANGE	660.16	1434.97	75.74
40"	3227-XX40	FLANGE	724.76	1513.61	80.41



All branches priced by large end
SPECIFY A,B

ORDERING NOTES:

Unless specified, 3" through 24" is QF, over 24" is flanged. Data is subject to change without notice. Stainless steel components requiring flanges will be supplied with SS flanges unless otherwise specified. Stainless steel components are manufactured with NO.304 SS. [Prices for SS 316 = SS 304 X 1.25] Adding a SS after standard part numbers specifies a SS part. For special parts or items to be custom manufactured: Contact your distributor for quotation.

WWW.DUCTMONKEY.NET • 951-739-9593



QUICK-FIT

THE WORLD'S FASTEST DUCTING

IN CUT

Ø	PART NO.	ENDS	GALV. PRICE	SS 304 PRICE	WEIGHT (GALV)
3"	3223-XX03	QF	\$ 34.19	\$ 99.84	1.25
4"	3223-XX04	QF	34.19	99.84	1.48
5"	3223-XX05	QF	35.00	102.54	2.15
6"	3223-XX06	QF	37.77	108.55	2.84
7"	3223-XX07	QF	39.85	115.66	3.53
8"	3223-XX08	QF	41.70	121.30	4.48
9"	3223-XX09	QF	43.43	127.92	5.38
10"	3223-XX10	QF	47.12	136.39	6.47
11"	3223-XX11	QF	50.70	146.08	7.62
12"	3223-XX12	QF	50.70	146.08	8.77
13"	3223-XX13	QF	57.29	166.93	11.23
14"	3223-XX14	QF	57.29	166.93	13.68
15"	3223-XX15	QF	64.56	187.41	15.79
16"	3223-XX16	QF	64.56	187.41	17.20
17"	3223-XX17	QF	71.84	209.00	19.26
18"	3223-XX18	QF	71.84	209.00	21.29
20"	3223-XX20	QF	114.11	249.96	25.58
22"	3223-XX22	QF	156.96	544.81	30.47
24"	3223-XX24	QF	180.53	626.50	35.36
26"	3223-XX26	FLANGE	227.54	728.79	40.28
28"	3223-XX28	FLANGE	248.67	806.42	45.01
30"	3223-XX30	FLANGE	275.24	884.31	56.53
32"	3223-XX32	FLANGE	301.80	902.09	62.97
34"	3223-XX34	FLANGE	365.67	937.41	67.42
36"	3223-XX36	FLANGE	403.10	961.09	71.38
38"	3223-XX38	FLANGE	425.50	1043.63	76.74
40"	3223-XX40	FLANGE	447.79	1098.45	81.41

In Cut



PART NO. 3223

Priced by 'B' diameter, Specify 'A' and 'B' diameter and end treatment



TAP IN

3"	3224-XX03	QF	\$ 34.19	\$ 99.84	0.45
4"	3224-XX04	QF	34.19	99.84	0.62
5"	3224-XX05	QF	35.00	102.54	0.84
6"	3224-XX06	QF	37.77	108.55	1.12
7"	3224-XX07	QF	39.85	115.66	1.35
8"	3224-XX08	QF	41.70	121.30	1.63
9"	3224-XX09	QF	43.43	127.92	1.94
10"	3224-XX10	QF	47.12	136.39	2.26
11"	3224-XX11	QF	50.70	146.08	2.47
12"	3224-XX12	QF	50.70	146.08	2.92
13"	3224-XX13	QF	57.29	166.93	3.30
14"	3224-XX14	QF	57.29	166.93	4.41
15"	3224-XX15	QF	64.56	187.41	5.10
16"	3224-XX16	QF	64.56	187.41	5.60
17"	3224-XX17	QF	71.84	209.00	6.10
18"	3224-XX18	QF	71.84	209.00	6.74
20"	3224-XX20	QF	114.11	249.96	7.68
22"	3224-XX22	QF	156.96	544.81	8.94
24"	3224-XX24	QF	180.53	626.50	11.25
26"	3224-XX26	FLANGE	219.10	728.79	35.28
28"	3224-XX28	FLANGE	248.67	806.42	40.00
30"	3224-XX30	FLANGE	275.24	884.31	51.53
32"	3224-XX32	FLANGE	301.80	902.09	57.97
34"	3224-XX34	FLANGE	366.37	937.41	62.42
36"	3224-XX36	FLANGE	403.10	961.09	66.38
38"	3224-XX38	FLANGE	383.81	1043.63	71.74
40"	3224-XX40	FLANGE	447.79	1098.21	79.41

Tap In



PART NO. 3224

Priced by 'B' diameter, Specify 'A' and 'B' diameter and end treatment

ORDERING NOTES:

Unless specified, 3" through 24" is QF, over 24" is flanged. Data is subject to change without notice. Stainless steel components requiring flanges will be supplied with SS flanges unless otherwise specified. Stainless steel components are manufactured with NO.304 SS. [Prices for SS 316 = SS 304 X 1.25] Adding a SS after standard part numbers specifies a SS part. For special parts or items to be custom manufactured: Contact your distributor for quotation.

WWW.DUCTMONKEY.NET • 951-739-9593



QUICK-FIT

THE WORLD'S FASTEST DUCTING

END CAPS

END CAP

Ø	PART NO.	ENDS	GALV. PRICE	SS 304 PRICE	WEIGHT (GALV)
3"	3151-0300	QF	\$ 9.72	\$ 28.40	0.30
4"	3151-0400	QF	9.72	28.40	0.37
5"	3151-0500	QF	10.55	31.53	0.50
6"	3151-0600	QF	11.83	34.83	0.72
7"	3151-0700	QF	13.38	39.45	0.92
8"	3151-0800	QF	14.09	42.60	1.10
9"	3151-0900	QF	15.50	45.73	1.40
10"	3151-1000	QF	16.19	49.15	1.65
11"	3151-1100	QF	17.05	52.31	1.85
12"	3151-1200	QF	17.05	52.31	2.05
13"	3151-1300	QF	18.18	55.29	2.45
14"	3151-1400	QF	18.18	55.29	3.10
15"	3151-1500	QF	19.01	58.42	3.55
16"	3151-1600	QF	19.01	58.42	4.00
17"	3151-1700	QF	20.28	61.42	4.45
18"	3151-1800	QF	20.28	61.42	4.90
20"	3151-2000	QF	21.56	66.35	5.45
22"	3151-2200	QF	22.26	81.45	6.30
24"	3151-2400	QF	25.63	93.70	7.90

END CAP



END CAP WITH BIRD SCREEN

3"	3152-0300	QF	\$ 24.61	\$ 41.31	0.25
4"	3152-0400	QF	24.61	41.31	0.30
5"	3152-0500	QF	25.60	44.47	0.35
6"	3152-0600	QF	26.72	47.64	0.52
7"	3152-0700	QF	28.43	52.46	0.60
8"	3152-0800	QF	29.15	55.62	0.70
9"	3152-0900	QF	30.42	58.80	0.80
10"	3152-1000	QF	31.13	62.12	0.90
11"	3152-1100	QF	32.13	65.28	0.95
12"	3152-1200	QF	32.13	65.28	1.00
13"	3152-1300	QF	33.13	68.45	1.15
14"	3152-1400	QF	33.13	68.45	1.25
15"	3152-1500	QF	33.97	71.60	1.36
16"	3152-1600	QF	33.97	71.60	1.48
17"	3152-1700	QF	35.39	74.62	1.60
18"	3152-1800	QF	35.39	74.62	1.75
20"	3152-2000	QF	36.53	79.45	1.90
22"	3152-2200	QF	37.25	94.83	2.10
24"	3152-2400	QF	42.80	109.00	2.85

END CAP WITH BIRD SCREEN



ORDERING NOTES:

Unless specified, 3" through 24" is QF, over 24" is flanged. Data is subject to change without notice. Stainless steel components requiring flanges will be supplied with SS flanges unless otherwise specified. Stainless steel components are manufactured with NO.304 SS. [Prices for SS 316 = SS 304 X 1.25] Adding a SS after standard part numbers specifies a SS part. For special parts or items to be custom manufactured: Contact your distributor for quotation.

WWW.DUCTMONKEY.NET • 951-739-9593



QUICK-FIT

THE WORLD'S FASTEST DUCTING

REDUCER

Ø	PART NO.	ENDS	GALV. PRICE	SS 304 PRICE	WEIGHT (GALV)
3"	3222-XX03	QF	\$ 31.97	\$ 88.89	1.00
4"	3222-XX04	QF	31.97	88.89	1.25
5"	3222-XX05	QF	32.58	89.41	1.50
6"	3222-XX06	QF	34.29	97.46	1.75
7"	3222-XX07	QF	34.54	98.76	2.00
8"	3222-XX08	QF	35.14	99.42	2.25
9"	3222-XX09	QF	39.81	113.84	2.50
10"	3222-XX10	QF	40.42	115.01	3.00
11"	3222-XX11	QF	47.64	137.75	3.50
12"	3222-XX12	QF	47.64	137.75	3.75
13"	3222-XX13	QF	56.83	160.62	4.00
14"	3222-XX14	QF	56.83	160.62	4.50
15"	3222-XX15	QF	78.38	221.43	6.00
16"	3222-XX16	QF	78.38	221.43	7.00
17"	3222-XX17	QF	81.69	231.18	10.25
18"	3222-XX18	QF	81.69	231.18	21.00
20"	3222-XX20	QF	86.84	248.08	30.00
22"	3222-XX22	QF	98.96	281.08	39.50
24"	3222-XX24	QF	109.00	323.32	53.50
26"	3222-XX26	FLANGE	119.41	399.85	74.00
28"	3222-XX28	FLANGE	131.78	443.65	98.00
30"	3222-XX30	FLANGE	143.54	481.07	117.05
32"	3222-XX32	FLANGE	158.60	524.74	125.94
34"	3222-XX34	FLANGE	173.91	581.00	134.83
36"	3222-XX36	FLANGE	191.80	642.09	142.78
38"	3222-XX38	FLANGE	211.39	705.89	153.47
40"	3222-XX40	FLANGE	232.46	778.40	162.81



PART NO. 3222

Priced by large end 'A'
Specify B



BLAST GATE MANUAL

3"	3240-0300	QF	\$ 31.27	\$ 153.18	1.50
4"	3240-0400	QF	31.27	153.18	2.25
5"	3240-0500	QF	32.59	172.13	3.00
6"	3240-0600	QF	42.77	191.58	3.75
7"	3240-0700	QF	52.95	224.37	4.50
8"	3240-0800	QF	62.66	255.52	5.50
9"	3240-0900	QF	88.18	289.08	7.00
10"	3240-1000	QF	110.23	296.20	7.50
11"	3240-1100	QF	142.93	352.77	9.50
12"	3240-1200	QF	142.93	352.77	13.00
14"	3240-1400	QF	211.95	442.52	16.00
16"	3240-1600	QF	308.40	486.25	21.20
18"	3240-1800	QF	378.37	729.31	25.00
20"	3240-2000	QF	468.34	866.36	30.00
22"	3240-2200	QF	511.24	998.69	34.00
24"	3240-2400	QF	604.22	1180.49	38.00
26"	3240-2600	FLANGE	1025.30	CALL	62.00
28"	3240-2800	FLANGE	1186.60	CALL	72.00
30"	3240-3000	FLANGE	1456.39	CALL	97.00

Blast Gate Manual



PART NO. 3240

ORDERING NOTES:

Unless specified, 3" through 24" is QF, over 24" is flanged. Data is subject to change without notice. Stainless steel components requiring flanges will be supplied with SS flanges unless otherwise specified. Stainless steel components are manufactured with NO.304 SS. [Prices for SS 316 = SS 304 X 1.25] Adding a SS after standard part numbers specifies a SS part. For special parts or items to be custom manufactured: Contact your distributor for quotation.

WWW.DUCTMONKEY.NET • 951-739-9593



QUICK-FIT

THE WORLD'S FASTEST DUCTING

**BLAST GATES
SUCTION HOOD**

BLAST GATE AUTOMATIC

Ø	PART NO.	ENDS	GALV. PRICE	SS 304 PRICE	WEIGHT (GALV)
4"	3245-0400	QF	\$ 726.18	\$ 1849.15	9.90
5"	3245-0500	QF	729.90	1858.83	11.90
6"	3245-0600	QF	733.73	1868.35	15.15
7"	3245-0700	QF	737.45	1877.89	18.85
8"	3245-0800	QF	806.33	2053.20	27.50
9"	3245-0900	QF	1012.90	2579.36	37.50
10"	3245-1000	QF	1031.71	2627.16	37.50
12"	3245-1200	QF	1091.73	2780.23	44.00
14"	3245-1400	QF	1156.91	2946.00	50.00
16"	3245-1600	QF	1196.93	3048.07	63.00
18"	3245-1800	QF	1342.86	3418.91	74.00
20"	3245-2000	QF	1446.14	3682.43	83.00
22"	3245-2200	QF	1565.11	3985.37	104.00

Blast Gate Automatic



BLAST GATE NFMES MANUAL

Ø	PART NO.	ENDS	GALV. PRICE	SS 304 PRICE	WEIGHT (GALV)
3"	3241-0300	QF	N/A	N/A	N/A
4"	3241-0400	QF	\$ 219.13	\$ 557.95	2.70
5"	3241-0500	QF	231.59	589.86	3.30
6"	3241-0600	QF	237.94	605.88	5.90
7"	3241-0700	QF	255.44	650.37	6.00
8"	3241-0800	QF	264.18	672.75	6.75
9"	3241-0900	QF	280.48	714.18	7.50
10"	3241-1000	QF	313.07	797.08	9.12
12"	3241-1200	QF	324.34	825.80	13.00
14"	3241-1400	QF	333.08	848.05	18.25
16"	3241-1600	QF	354.28	889.87	21.50

Blast Gate NFMES Manual



SUCTION HOOD

Ø	NO. OF PICK-UPS	PART NO.	ENDS	GALV. PRICE	SS 304 PRICE	WEIGHT (GALV)
-	2	3230-XX02	-	\$ 144.29	\$ 451.71	6.50
-	3	3230-XX03	-	164.05	518.35	9.00
-	4	3230-XX04	-	181.20	573.06	13.40
-	5	3230-XX05	-	222.50	699.72	22.80
-	6	3230-XX06	-	304.83	961.29	47.60

Suction Hood



Specify round or rectangular

ORDERING NOTES:

Unless specified, 3" through 24" is QF, over 24" is flanged. Data is subject to change without notice. Stainless steel components requiring flanges will be supplied with SS flanges unless otherwise specified. Stainless steel components are manufactured with NO.304 SS. [Prices for SS 316 = SS 304 X 1.25] Adding a SS after standard part numbers specifies a SS part. For special parts or items to be custom manufactured: Contact your distributor for quotation.

WWW.DUCTMONKEY.NET • 951-739-9593



QUICK-FIT

THE WORLD'S FASTEST DUCTING

DIVERTER VALVE MANUAL

Ø	PART NO.	ENDS	BLACK METAL PRICE	SS 304 PRICE	WEIGHT (GALV)
3"	3235-0345	QF	\$ 1054.62	\$ 1895.68	15.00
4"	3235-0445	QF	1054.62	1895.68	20.00
5"	3235-0545	QF	1188.18	2071.76	30.00
6"	3235-0645	QF	1270.08	2212.78	44.00
7"	3235-0745	QF	1338.12	2332.54	60.00
8"	3235-0845	QF	1401.12	2441.85	66.50
9"	3235-0945	QF	1464.12	2551.03	85.40
10"	3235-1045	QF	1524.60	2656.73	100.00
11"	3235-1145	QF	1624.14	2829.47	115.00
12"	3235-1245	QF	1624.14	2829.47	130.00
13"	3235-1345	QF	1775.34	3093.72	146.50
14"	3235-1445	QF	1775.34	3093.72	170.00
15"	3235-1545	QF	1926.54	3358.11	190.00
16"	3235-1645	QF	1926.54	3358.11	220.00
17"	3235-1745	QF	2079.00	3622.10	337.00
18"	3235-1845	QF	2079.00	3622.10	392.00
20"	3235-2045	QF	2169.72	3780.92	447.00
22"	3235-2245	QF	2260.44	3939.34	522.50
24"	3235-2445	QF	2599.51	4530.20	625.10

Diverter Valve Manual



PART NO. 3235



DIVERTER VALVE AUTO

3"	3236-0345	QF	\$ 1666.98	\$ 2994.98	22.50
4"	3236-0445	QF	1666.98	2994.98	27.00
5"	3236-0545	QF	1819.44	3171.19	37.50
6"	3236-0645	QF	2022.30	3523.49	51.00
7"	3236-0745	QF	2072.70	3611.80	67.50
8"	3236-0845	QF	2143.26	3734.89	74.00
9"	3236-0945	QF	2223.90	3875.78	92.90
10"	3236-1045	QF	2376.36	4140.31	107.50
11"	3236-1145	QF	2527.56	4404.43	140.00
12"	3236-1245	QF	2527.56	4404.43	154.00
13"	3236-1345	QF	2678.76	4668.82	177.50
14"	3236-1445	QF	2678.76	4668.82	198.50
15"	3236-1545	QF	3226.86	5623.48	227.40
16"	3236-1645	QF	3226.86	5623.48	260.00
17"	3236-1745	QF	3504.06	6106.36	345.00
18"	3236-1845	QF	3504.06	6106.36	400.00
20"	3236-2045	QF	3758.58	6550.31	455.00
22"	3236-2245	QF	4292.82	7480.49	530.00
24"	3236-2445	QF	4936.81	8602.54	635.00

Diverter Valve Auto



PART NO. 3236

ORDERING NOTES:

Unless specified, 3" through 24" is QF, over 24" is flanged. Data is subject to change without notice. Stainless steel components requiring flanges will be supplied with SS flanges unless otherwise specified. Stainless steel components are manufactured with NO.304 SS. [Prices for SS 316 = SS 304 X 1.25] Adding a SS after standard part numbers specifies a SS part. For special parts or items to be custom manufactured: Contact your distributor for quotation.

WWW.DUCTMONKEY.NET • 951-739-9593



QUICK-FIT

THE WORLD'S FASTEST DUCTING

**TRANSITION
ROUTER HOODS**

TRANSITION RECTANGULAR TO ROUND

Ø	PART NO.	ENDS	GALV. PRICE	SS 304 PRICE	WEIGHT (GALV)
3"	3225-XX03	QF	\$ 66.33	\$207.27	1.65
4"	3225-XX04	QF	66.33	207.27	2.85
5"	3225-XX05	QF	68.82	215.58	4.05
6"	3225-XX06	QF	71.31	228.81	5.55
7"	3225-XX07	QF	75.81	239.89	7.35
8"	3225-XX08	QF	79.25	254.24	9.45
9"	3225-XX09	QF	82.08	256.64	11.60
10"	3225-XX10	QF	84.93	272.37	14.00
11"	3225-XX11	QF	86.47	277.16	17.10
12"	3225-XX12	QF	86.47	277.16	21.00
13"	3225-XX13	QF	89.67	288.25	25.00
14"	3225-XX14	QF	89.67	288.25	29.80
15"	3225-XX15	QF	94.05	296.68	36.95
16"	3225-XX16	QF	94.05	296.68	45.00
17"	3225-XX17	QF	96.89	313.55	53.05
18"	3225-XX18	QF	96.89	313.55	61.10
20"	3225-XX20	QF	100.32	320.86	70.90
22"	3225-XX22	QF	119.98	381.42	82.00
24"	3225-XX24	QF	138.00	438.59	94.40
26"	3225-XX26	FLANGE	215.82	684.02	112.40
28"	3225-XX28	FLANGE	287.25	891.18	132.00
30"	3225-XX30	FLANGE	363.64	1077.55	154.40
32"	3225-XX32	FLANGE	473.45	1204.60	176.20
34"	3225-XX34	FLANGE	590.94	1228.78	200.60
36"	3225-XX36	FLANGE	738.65	1349.92	224.50
38"	3225-XX38	FLANGE	896.43	1452.80	248.20
40"	3225-XX40	FLANGE	1123.73	1585.90	272.40

Transition Rectangular to Round



Priced by the larger of the diameter or square inch face area (Flanger NOT Included)



ROUTER HOOD

3"	3231-0300	QF	\$ 108.67	N/A	2.40
4"	3231-0400	QF	108.67	N/A	2.85
5"	3231-0500	QF	111.69	N/A	3.00
6"	3231-0600	QF	115.35	N/A	3.20
7"	3231-0700	QF	118.87	N/A	3.50
8"	3231-0800	QF	122.15	N/A	4.00
9"	3231-0900	QF	127.06	N/A	6.20
10"	3231-1000	QF	135.5	N/A	8.50

Router Hood



ROUTER HOOD WITH MAGNET

3"	3232-0300	QF	\$ 136.45	N/A	3.40
4"	3232-0400	QF	136.45	N/A	4.60
5"	3232-0500	QF	139.71	N/A	5.50
6"	3232-0600	QF	144.06	N/A	6.40
7"	3232-0700	QF	146.71	N/A	7.25
8"	3232-0800	QF	149.25	N/A	8.50
9"	3232-0900	QF	154.43	N/A	12.40
10"	3232-1000	QF	163.38	N/A	17.00

Router Hood with Magnet



ORDERING NOTES:

Unless specified, 3" through 24" is QF, over 24" is flanged. Data is subject to change without notice. Stainless steel components requiring flanges will be supplied with SS flanges unless otherwise specified. Stainless steel components are manufactured with NO.304 SS. [Prices for SS 316 = SS 304 X 1.25] Adding a SS after standard part numbers specifies a SS part. For special parts or items to be custom manufactured: Contact your distributor for quotation.

WWW.DUCTMONKEY.NET • 951-739-9593



QUICK-FIT

THE WORLD'S FASTEST DUCTING

RUBBER HOSE

Ø	PART NO.	BLACK	CLEAR	WEIGHT
1"	3280-0100	\$ 3.55	N/A	0.14
1.5"	3280-1500	3.55	N/A	0.17
2"	3280-0200	3.78	\$ 4.50	0.24
2.5"	3280-2500	4.80	5.58	0.27
3"	3280-0300	5.73	6.68	0.34
3.5"	3280-3500	5.95	N/A	0.39
4"	3280-0400	5.95	7.56	0.50
5"	3280-0500	7.56	8.87	0.64
5.5"	3280-5500	8.58	9.23	0.71
6"	3280-0600	9.62	11.41	0.91
7"	3280-0700	11.11	12.76	1.00
8"	3280-0800	12.36	14.83	1.04
9"	3280-0900	18.55	20.28	1.20
10"	3280-1000	19.12	21.19	1.60
12"	3280-1200	19.69	22.35	2.00
14"	3280-1400	29.65	33.04	2.40
16"	3280-1600	34.11	38.14	2.80
18"	3280-1800	38.69	43.12	3.60
20"	3280-2000	41.33	N/A	4.00
22"	3280-2200	47.63	N/A	5.00
24"	3280-2400	54.72	N/A	6.00

Rubber Hose



Price per foot
in 5' increments



RIGID FLEX STEEL HOSE

Ø	PART NO.	GALV. PRICE	SS 304 PRICE	WEIGHT
1.5"	3281-1500	\$ 3.58	N/A	1.00
2"	3281-0200	4.39	\$ 15.07	1.30
2.5"	3281-2500	4.74	N/A	1.60
3"	3281-0300	6.82	22.30	2.00
3.5"	3281-3500	7.51	N/A	2.30
4"	3281-0400	8.56	29.41	2.60
5"	3281-0500	10.51	36.64	3.00
6"	3281-0600	12.94	37.62	3.60
7"	3281-0700	14.67	42.52	4.00
8"	3281-0800	16.87	48.17	4.60
9"	3281-0900	18.83	56.37	5.30
10"	3281-1000	20.34	57.59	5.90
12"	3281-1200	24.62	67.03	7.00
14"	3281-1400	28.42	78.92	8.10

Rigid Flex Steel Hose



Price per foot
in 5' increments

ORDERING NOTES:

Unless specified, 3" through 24" is QF, over 24" is flanged. Data is subject to change without notice. Stainless steel components requiring flanges will be supplied with SS flanges unless otherwise specified. Stainless steel components are manufactured with NO.304 SS. [Prices for SS 316 = SS 304 X 1.25] Adding a SS after standard part numbers specifies a SS part. For special parts or items to be custom manufactured: Contact your distributor for quotation.

WWW.DUCTMONKEY.NET • 951-739-9593



QUICK-FIT

THE WORLD'S FASTEST DUCTING

**RADIAL ARM SAW
FLOOR SWEEP
ULTRA FLEX STEEL HOSE
HOSE CLAMP**

ULTRA FLEX STEEL HOSE

Ø	PART NO.	ENDS	GALV. PRICE	SS 304 PRICE	WEIGHT (GALV)
3"	3283-0300	-	\$ 12.90	\$ 37.55	1.00
4"	3283-0400	-	12.90	37.55	1.60
5"	3283-0500	-	15.91	46.48	2.18
6"	3283-0600	-	19.46	56.79	3.75
7"	3283-0700	-	23.00	66.86	5.08
8"	3283-0800	-	26.01	74.19	5.80

Ultra Flex Steel Hose



PART NO. 3283

Price per foot
in 5' increments

RADIAL ARM SAW HOOD

4"	3229-0400	QF	\$ 128.55	N/A	3.50
5"	3229-0500	QF	156.8	N/A	3.90
6"	3229-0600	QF	215.5	N/A	4.20

Radial Arm Saw Hood



PART NO. 3229

FLOOR SWEEP

3"	3248-0300	QF	\$ 130.16	\$ 376.54	5.80
4"	3248-0400	QF	130.16	376.54	6.90
5"	3248-0500	QF	136.70	396.84	7.30
6"	3248-0600	QF	143.12	414.27	7.55
7"	3248-0700	QF	155.95	467.84	7.75
8"	3248-0800	QF	163.72	489.73	8.25
9"	3248-0900	QF	170.13	510.42	9.50
10"	3248-1000	QF	176.67	525.23	11.75
11"	3248-1100	QF	183.09	577.77	13.20
12"	3248-1200	QF	183.09	577.77	15.70

Floor Sweep



PART NO. 3248

HOSE CLAMP

2"	3285-0200	-	-	\$ 2.11	0.05
3"	3285-0300	-	-	2.11	0.06
4"	3285-0400	-	-	3.36	0.07
5"	3285-0500	-	-	3.36	0.08
6"	3285-0600	-	-	4.23	0.09
7"	3285-0700	-	-	4.97	0.10
8"	3285-0800	-	-	6.22	0.14
9"	3285-0900	-	-	6.71	0.15
10"	3285-1000	-	-	7.09	0.17
12"	3285-1200	-	-	10.19	0.20
14"	3285-1400	-	-	10.94	0.25
16"	3285-1600	-	-	12.43	0.30
18"	3285-1800	-	-	13.05	0.40
20"	3285-2000	-	-	14.05	0.45

Hose Clamp



PART NO. 3285

SS Only

ORDERING NOTES:

Unless specified, 3" through 24" is QF, over 24" is flanged. Data is subject to change without notice. Stainless steel components requiring flanges will be supplied with SS flanges unless otherwise specified. Stainless steel components are manufactured with NO.304 SS. [Prices for SS 316 = SS 304 X 1.25] Adding a SS after standard part numbers specifies a SS part. For special parts or items to be custom manufactured: Contact your distributor for quotation.

WWW.DUCTMONKEY.NET • 951-739-9593

**BUTTERFLY VALVE
BACK BLAST DAMPER**



QUICK-FIT

THE WORLD'S FASTEST DUCTING

BUTTERFLY VALVE

Ø	PART NO.	ENDS	GALV. PRICE	SS 304 PRICE	WEIGHT (GALV)
3"	3208-0300	QF	\$ 38.04	\$ 127.46	1.50
4"	3208-0400	QF	38.04	127.46	1.65
5"	3208-0500	QF	38.30	128.26	2.00
6"	3208-0600	QF	38.67	129.72	2.40
7"	3208-0700	QF	41.05	137.16	3.20
8"	3208-0800	QF	41.30	138.48	4.10
9"	3208-0900	QF	41.92	140.74	4.85
10"	3208-1000	QF	42.42	142.06	5.45
11"	3208-1100	QF	44.68	149.63	7.00
12"	3208-1200	QF	44.68	149.63	8.40
13"	3208-1300	QF	51.06	170.74	9.75
14"	3208-1400	QF	51.06	170.74	11.85
15"	3208-1500	QF	54.69	183.09	12.70
16"	3208-1600	QF	54.69	183.09	14.20
17"	3208-1700	QF	59.32	198.77	16.10
18"	3208-1800	QF	59.32	198.77	18.00
20"	3208-2000	QF	66.70	223.46	27.75
22"	3208-2200	QF	73.95	248.16	32.40
24"	3208-2400	QF	85.09	285.34	37.90

Butterfly Valve



IN LINE BACK BLAST DAMPER

3"	3219-0300	QF	\$ 107.84	\$ 274.42	2.25
4"	3219-0400	QF	107.84	274.42	3.00
5"	3219-0500	QF	136.10	346.51	3.50
6"	3219-0600	QF	160.48	408.35	4.00
7"	3219-0700	QF	187.44	476.88	4.50
8"	3219-0800	QF	214.40	545.56	5.00
9"	3219-0900	QF	237.23	603.84	10.00
10"	3219-1000	QF	262.90	668.95	20.00
11"	3219-1100	QF	288.44	734.21	25.00
12"	3219-1200	QF	288.44	734.21	30.00
13"	3219-1300	QF	318.11	809.72	36.00
14"	3219-1400	QF	318.11	809.72	42.00
15"	3219-1500	QF	347.78	885.10	49.00
16"	3219-1600	QF	347.78	885.10	59.00
17"	3219-1700	QF	382.87	974.29	63.00
18"	3219-1800	QF	382.87	974.29	72.00
20"	3219-2000	QF	436.79	1,111.64	78.00
22"	3219-2200	QF	540.51	1,375.80	85.00
24"	3219-2400	QF	607.98	1,547.34	90.00
26"	3219-2600	FLANGE	652.48	1,660.48	100.00
28"	3219-2800	FLANGE	679.44	1,729.15	110.00
30"	3219-3000	FLANGE	756.20	1,924.78	115.00
32"	3219-3200	FLANGE	806.12	2,051.73	120.00
34"	3219-3400	FLANGE	860.04	2,188.94	130.00

In Line Back Blast Damper



ORDERING NOTES:

Unless specified, 3" through 24" is QF, over 24" is flanged. Data is subject to change without notice. Stainless steel components requiring flanges will be supplied with SS flanges unless otherwise specified. Stainless steel components are manufactured with NO.304 SS. [Prices for SS 316 = SS 304 X 1.25] Adding a SS after standard part numbers specifies a SS part. For special parts or items to be custom manufactured: Contact your distributor for quotation.

WWW.DUCTMONKEY.NET • 951-739-9593



QUICK-FIT

THE WORLD'S FASTEST DUCTING

**VIEWING SPOOL
BALL JOINT
BLEED IN VALVE**

VIEWING SPOOL

Ø	PART NO.	ENDS	GALV. PRICE	SS 304 PRICE	WEIGHT (GALV)
3"	3205-0300	QF	\$ 276.00	\$ 337.02	2.50
4"	3205-0400	QF	276.00	337.02	3.00
5"	3205-0500	QF	286.85	345.06	3.50
6"	3205-0600	QF	301.88	350.69	4.10
7"	3205-0700	QF	322.22	373.19	4.60
8"	3205-0800	QF	346.73	391.41	5.00
9"	3205-0900	QF	363.03	429.85	5.45
10"	3205-1000	QF	380.70	458.11	6.25
11"	3205-1100	QF	403.82	502.18	7.10
12"	3205-1200	QF	403.82	502.18	8.20
13"	3205-1300	QF	413.29	548.52	9.00
14"	3205-1400	QF	413.29	548.52	11.25
15"	3205-1500	QF	449.93	576.79	14.10
16"	3205-1600	QF	449.93	576.79	18.25
18"	3205-1800	QF	486.68	627.68	22.60
20"	3205-2000	QF	559.69	721.86	27.00

Viewing Spool



PART NO. 3205

BALL JOINT

Ø	PART NO.	ENDS	PRICE	CALL	WEIGHT
3"	3209-0300	QF	\$ 117.63	CALL	1.50
4"	3209-0400	QF	117.63	CALL	2.10
5"	3209-0500	QF	142.38	CALL	2.75
6"	3209-0600	QF	148.54	CALL	3.85
7"	3209-0700	QF	154.70	CALL	4.25
8"	3209-0800	QF	198.05	CALL	5.00
9"	3209-0900	QF	235.24	CALL	7.45
10"	3209-1000	QF	259.99	CALL	8.95
12"	3209-1200	QF	290.91	CALL	9.25
14"	3209-1400	QF	507.56	CALL	15.70

Ball Joint



PART NO. 3209



BLEED IN VALVE

Ø	PART NO.	ENDS	PRICE	CALL	WEIGHT
3"	3207-0300	QF	\$ 38.56	\$ 98.21	3.75
4"	3207-0400	QF	38.56	98.21	4.00
5"	3207-0500	QF	44.33	112.95	4.25
6"	3207-0600	QF	46.17	117.77	4.50
7"	3207-0700	QF	49.73	126.77	4.75
8"	3207-0800	QF	51.33	130.81	5.00
9"	3207-0900	QF	56.48	143.86	5.25
10"	3207-1000	QF	60.05	152.99	5.50
11"	3207-1100	QF	62.87	160.30	5.75
12"	3207-1200	QF	62.87	160.30	6.25
13"	3207-1300	QF	69.25	176.60	6.75
14"	3207-1400	QF	69.25	176.60	7.50
15"	3207-1500	QF	75.76	193.03	8.25
16"	3207-1600	QF	75.76	193.03	10.00
17"	3207-1700	QF	84.73	215.85	11.75
18"	3207-1800	QF	84.73	215.85	13.50
20"	3207-2000	QF	98.10	250.15	15.00
22"	3207-2200	QF	109.04	278.07	18.00
24"	3207-2400	QF	125.37	319.80	22.00

Bleed in Valve



PART NO. 3207



ORDERING NOTES:

Unless specified, 3" through 24" is QF, over 24" is flanged. Data is subject to change without notice. Stainless steel components requiring flanges will be supplied with SS flanges unless otherwise specified. Stainless steel components are manufactured with NO.304 SS. [Prices for SS 316 = SS 304 X 1.25] Adding a SS after standard part numbers specifies a SS part. For special parts or items to be custom manufactured: Contact your distributor for quotation.

WWW.DUCTMONKEY.NET • 951-739-9593



QUICK-FIT

THE WORLD'S FASTEST DUCTING

VIBRATION ISOLATOR

Ø	PART NO.	ENDS	GALV. PRICE	SS 304 PRICE	WEIGHT (GALV)
3"	3206-0300	QF	\$ 51.19	\$ 130.33	1.50
4"	3206-0400	QF	51.19	130.33	2.00
5"	3206-0500	QF	55.60	141.52	2.30
6"	3206-0600	QF	61.35	156.20	2.90
7"	3206-0700	QF	68.59	174.65	3.45
8"	3206-0800	QF	77.03	196.22	3.80
9"	3206-0900	QF	80.83	205.97	4.20
10"	3206-1000	QF	84.87	216.10	4.80
11"	3206-1100	QF	127.99	325.91	5.10
12"	3206-1200	QF	127.99	325.91	5.60
13"	3206-1300	QF	146.61	373.22	6.00
14"	3206-1400	QF	146.61	373.22	7.60
15"	3206-1500	QF	178.81	455.34	7.10
16"	3206-1600	QF	178.81	455.34	8.60
17"	3206-1700	QF	193.27	492.11	9.35
18"	3206-1800	QF	193.27	492.11	10.15
20"	3206-2000	QF	207.59	528.64	12.40
22"	3206-2200	QF	225.84	575.16	14.90
24"	3206-2400	QF	259.76	661.45	17.60
26"	3206-2600	FLANGE	266.38	CALL	49.28
28"	3206-2800	FLANGE	285.97	CALL	59.00
30"	3206-3000	FLANGE	302.76	CALL	63.43
32"	3206-3200	FLANGE	321.25	CALL	71.90
34"	3206-3400	FLANGE	340.48	CALL	79.40
36"	3206-3600	FLANGE	360.93	CALL	88.50
38"	3206-3800	FLANGE	382.74	CALL	76.20
40"	3206-4000	FLANGE	405.76	CALL	110.40

Vibration Isolator



PART NO. 3206



NO-LOSS STACKHEAD

Ø	PART NO.	ENDS	GALV. PRICE	SS 304 PRICE	WEIGHT (GALV)
3"	3204-0300	QF	\$ 55.32	\$ 185.35	4.00
4"	3204-0400	QF	55.32	185.35	6.50
5"	3204-0500	QF	57.44	191.99	8.00
6"	3204-0600	QF	61.32	205.67	10.00
7"	3204-0700	QF	70.08	234.47	14.00
8"	3204-0800	QF	85.35	285.87	23.08
9"	3204-0900	QF	94.73	297.55	32.00
10"	3204-1000	QF	104.99	351.86	36.00
11"	3204-1100	QF	123.39	413.33	39.00
12"	3204-1200	QF	123.39	413.33	42.00
13"	3204-1300	QF	146.66	491.53	45.00
14"	3204-1400	QF	146.66	491.53	50.00
15"	3204-1500	QF	172.06	576.50	56.00
16"	3204-1600	QF	172.06	576.50	60.00
17"	3204-1700	QF	233.38	782.05	64.00
18"	3204-1800	QF	233.38	782.05	69.75
20"	3204-2000	QF	293.45	982.81	79.16
22"	3204-2200	QF	326.73	1094.87	84.00
24"	3204-2400	QF	375.79	1259.10	98.56
26"	3204-2600	FLANGE	451.12	1305.05	118.00
28"	3204-2800	FLANGE	508.43	1316.46	132.05
30"	3204-3000	FLANGE	552.35	1399.18	143.90
32"	3204-3200	FLANGE	623.69	1476.85	152.83
34"	3204-3400	FLANGE	638.20	1656.24	160.76
36"	3204-3600	FLANGE	651.97	1739.22	170.81
38"	3204-3800	FLANGE	748.82	1904.80	179.81
40"	3204-4000	FLANGE	802.14	2041.29	193.25

No-Loss Stackhead



PART NO. 3204

NOTE: Flange for guide wire attachment

ORDERING NOTES:

Unless specified, 3" through 24" is QF, over 24" is flanged. Data is subject to change without notice. Stainless steel components requiring flanges will be supplied with SS flanges unless otherwise specified. Stainless steel components are manufactured with NO.304 SS. [Prices for SS 316 = SS 304 X 1.25] Adding a SS after standard part numbers specifies a SS part. For special parts or items to be custom manufactured: Contact your distributor for quotation.

WWW.DUCTMONKEY.NET • 951-739-9593



QUICK-FIT

THE WORLD'S FASTEST DUCTING

**O-RING
ANGLE FLANGE**

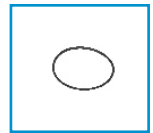
O-RING

Ø	PART NO.	BLACK SILICONE PRICE	RED SILICONE PRICE	WEIGHT
3"	3262-0300	\$ 1.64	\$ 3.75	0.01
4"	3262-0400	1.64	3.75	0.02
5"	3262-0500	1.64	3.75	0.03
6"	3262-0600	1.64	3.75	0.04
7"	3262-0700	2.58	6.09	0.08
8"	3262-0800	2.58	6.09	0.09
9"	3262-0900	2.58	6.09	0.10
10"	3262-1000	2.58	6.09	0.11
11"	3262-1100	2.58	6.09	0.17
12"	3262-1200	2.58	6.09	0.22
13"	3262-1300	4.22	9.96	0.23
14"	3262-1400	4.22	9.96	0.25
15"	3262-1500	4.22	9.96	0.26
16"	3262-1600	4.22	9.96	0.27
17"	3262-1700	4.22	9.96	0.28
18"	3262-1800	4.22	9.96	0.29
20"	3262-2000	4.22	9.96	0.31
22"	3262-2200	4.22	9.96	0.36
24"	3262-2400	4.22	9.96	0.40



ANGLE FLANGE

Ø	PART NO.	GALV. PRICE	SS 304 PRICE	WEIGHT
3"	3261-0300	\$ 6.28	\$ 43.72	0.65
4"	3261-0400	6.28	43.72	0.85
5"	3261-0500	6.89	46.42	1.05
6"	3261-0600	8.57	48.73	1.40
7"	3261-0700	9.18	52.32	1.80
8"	3261-0800	11.35	53.99	2.00
9"	3261-0900	12.68	54.11	2.25
10"	3261-1000	15.09	55.52	3.10
11"	3261-1100	19.80	58.21	3.30
12"	3261-1200	19.80	58.21	3.90
13"	3261-1300	24.51	61.41	4.00
14"	3261-1400	24.51	61.41	4.80
15"	3261-1500	33.44	73.99	7.15
16"	3261-1600	33.44	73.99	8.05
17"	3261-1700	35.39	97.32	8.00
18"	3261-1800	35.39	97.32	8.00
20"	3261-2000	37.19	105.52	9.80
22"	3261-2200	41.41	116.29	11.10
24"	3261-2400	44.44	136.17	12.40
26"	3261-2600	61.82	182.59	18.00
28"	3261-2800	68.10	185.41	20.00
30"	3261-3000	74.51	188.61	22.00
32"	3261-3200	78.25	192.46	22.00
34"	3261-3400	84.52	194.90	24.00
36"	3261-3600	87.07	198.63	24.00
38"	3261-3800	88.39	237.47	26.00
40"	3261-4000	94.67	264.79	28.00



ORDERING NOTES:

Unless specified, 3" through 24" is QF, over 24" is flanged. Data is subject to change without notice. Stainless steel components requiring flanges will be supplied with SS flanges unless otherwise specified. Stainless steel components are manufactured with NO.304 SS. [Prices for SS 316 = SS 304 X 1.25] Adding a SS after standard part numbers specifies a SS part. For special parts or items to be custom manufactured: Contact your distributor for quotation.

WWW.DUCTMONKEY.NET • 951-739-9593

**PIPE HANGER
GRIPPLE HANGER
PIPE BRACING
BEAM CLAMP**



QUICK-FIT

THE WORLD'S FASTEST DUCTING


PIPE HANGER

Ø	PART NO.	GALV. PRICE	SS 304 PRICE	WEIGHT (GALV)
3"	3265-0300	\$ 5.06	\$ 16.06	0.40
4"	3265-0400	5.06	16.06	0.45
5"	3265-0500	5.62	17.37	0.50
6"	3265-0600	6.41	19.53	0.60
7"	3265-0700	6.41	21.80	0.65
8"	3265-0800	7.65	25.28	0.75
9"	3265-0900	9.45	31.03	0.85
10"	3265-1000	10.01	33.31	0.95
11"	3265-1100	11.14	36.90	1.00
12"	3265-1200	11.14	36.90	1.10
13"	3265-1300	12.71	41.58	1.20
14"	3265-1400	12.71	41.58	1.15
15"	3265-1500	16.42	51.88	1.30
16"	3265-1600	16.42	51.88	1.35
17"	3265-1700	17.44	53.08	1.40
18"	3265-1800	17.44	53.08	1.50
20"	3265-2000	19.12	57.63	1.80
22"	3265-2200	23.51	70.20	6.00
24"	3265-2400	27.00	80.75	6.00
26"	3265-2600	30.60	88.66	6.00
28"	3265-2800	33.30	93.21	6.00
30"	3265-3000	34.65	106.03	7.50
32"	3265-3200	42.86	131.20	8.00
34"	3265-3400	47.02	145.21	8.00
36"	3265-3600	52.65	160.07	8.80
38"	3265-3800	58.16	176.25	10.00
40"	3265-4000	63.79	193.62	10.00

Pipe Hanger



Gripline Hanger



GRIPPLE HANGER

SIZE WEIGHT	PART NO.	GALV. PRICE	WEIGHT (GALV)
Up to 22lbs	3266-1500-022LBS	\$ 5.50	0.05
Up to 100lbs	3266-1500-100LBS	7.70	0.10
Up to 200lbs	3266-1500-200LBS	9.30	0.75
Up to 495lbs	3266-1500-495LBS	17.70	1.10
Up to 715lbs	3266-1500-715LBS	23.35	1.20

Pipe Bracing



PIPE BRACING

Ø	PART NO.	GALV. PRICE	SS 304 PRICE	WEIGHT
1/2" (10' LENGTH)	3268-0100	\$ 6.19	N/A	2.00

Beam Clamp



BEAM CLAMP

Ø	PART NO.	GALV. PRICE	SS 304 PRICE	WEIGHT
3/8"	3269-0100	\$ 2.70	N/A	0.30

ORDERING NOTES:

Unless specified, 3" through 24" is QF, over 24" is flanged. Data is subject to change without notice. Stainless steel components requiring flanges will be supplied with SS flanges unless otherwise specified. Stainless steel components are manufactured with NO.304 SS. [Prices for SS 316 = SS 304 X 1.25] Adding a SS after standard part numbers specifies a SS part. For special parts or items to be custom manufactured: Contact your distributor for quotation.

WWW.DUCTMONKEY.NET • 951-739-9593



QUICK-FIT

THE WORLD'S FASTEST DUCTING

PIPE HANGER HJ
NITRILE RUBBER GASKET
NITRILE RUBBER O-RING

PIPE HANGER HJ

Ø	PART NO.	GALV. PRICE	SS 304 PRICE	WEIGHT (GALV)
3"	3265-0300-1HJ000	\$ 10.12	N/A	0.45
4"	3265-0400-1HJ000	10.12	N/A	0.55
5"	3265-0500-1HJ000	11.25	N/A	0.65
6"	3265-0600-1HJ000	12.82	N/A	0.75
7"	3265-0700-1HJ000	12.82	N/A	0.85
8"	3265-0800-1HJ000	15.30	N/A	0.95
9"	3265-0900-1HJ000	18.90	N/A	1.05
10"	3265-1000-1HJ000	20.03	N/A	1.15
11"	3265-1100-1HJ000	22.28	N/A	1.30
12"	3265-1200-1HJ000	22.28	N/A	1.45
13"	3265-1300-1HJ000	25.42	N/A	1.60
14"	3265-1400-1HJ000	25.42	N/A	1.75
15"	3265-1500-1HJ000	32.85	N/A	1.90
16"	3265-1600-1HJ000	32.85	N/A	2.20
17"	3265-1700-1HJ000	34.88	N/A	2.50
18"	3265-1800-1HJ000	34.88	N/A	2.85
20"	3265-2000-1HJ000	38.25	N/A	3.40
22"	3265-2200-1HJ000	47.02	N/A	4.10
24"	3265-2400-1HJ000	54.11	N/A	5.00

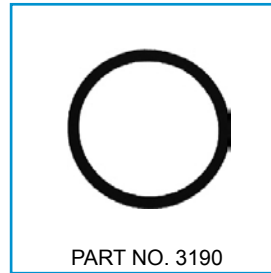
Pipe Hanger HJ



NITRILE RUBBER GASKET

Ø	PART NO.	PRICE	WEIGHT
3"	3190-0300	\$ 2.88	0.01
4"	3190-0400	2.88	0.02
5"	3190-0500	2.88	0.03
6"	3190-0600	2.88	0.04
7"	3190-0700	2.88	0.08
8"	3190-0800	2.88	0.09
9"	3190-0900	2.88	0.10
10"	3190-1000	2.88	0.11
11"	3190-1100	2.88	0.17
12"	3190-1200	2.88	0.17
13"	3190-1300	6.90	0.22
14"	3190-1400	6.90	0.23
15"	3190-1500	6.90	0.25
16"	3190-1600	6.90	0.26
17"	3190-1700	10.64	0.27
18"	3190-1800	10.64	0.28
20"	3190-2000	10.64	0.29
22"	3190-2200	10.64	0.31
24"	3190-2400	10.64	0.36

Nitrile Rubber Gasket



NITRILE RUBBER O-RING

Ø	PART NO.	PRICE	WEIGHT
4"	3191-0400	\$ 2.25	0.01
5"	3191-0500	2.25	0.02
6"	3191-0600	2.25	0.03
7"	3191-0700	2.75	0.04
8"	3191-0800	2.75	0.08
9"	3191-0900	2.75	0.09
10"	3191-1000	2.75	0.10
11"	3191-1100	2.75	0.11
12"	3191-1200	2.75	0.17

Nitrile Rubber O-Ring



ORDERING NOTES:

Unless specified, 3" through 24" is QF, over 24" is flanged. Data is subject to change without notice. Stainless steel components requiring flanges will be supplied with SS flanges unless otherwise specified. Stainless steel components are manufactured with NO.304 SS. [Prices for SS 316 = SS 304 X 1.25] Adding a SS after standard part numbers specifies a SS part. For special parts or items to be custom manufactured: Contact your distributor for quotation.

WWW.DUCTMONKEY.NET • 951-739-9593



QUICK-FIT

THE WORLD'S FASTEST DUCTING

ECOGATE SMALL SHOP

DESCRIPTION	PART NO.	Ø	PRICE
CONTROL GRN BX EG10 SMALL SHOP	3247-1010-000000		\$ 268.80
ECOGATE 5" EG 205	3247-0500-100000	5"	188.80
ECOGATE 6" EG 206	3247-0600-100000	6"	297.60
ECOGATE 7" EG 207	3247-0700-100000	7"	372.00
ECOGATE 8" EG 208	3247-0800-100000	8"	429.60
CONNECTOR 2-PIN EG 302 / 10 PACK	3247-0302-000000		10.00
CONNECTOR 3-PIN EG303 / 10 PACK	3247-0303-000000		15.00
CABLE BELDEN EG 305/FT	3247-0305-000000		0.36
TOROIDAL COIL 2 HP EG313	3247-0313-000000		21.00
RELAY 3-PHASE TO 15 HP EG 400	3247-0400-000000		180.00
RELAY 3-PHASE TO 30 HP EG 401	3247-0401-000000		216.00

1. Green Box Small Shop can operate up to (8) 5" & 6" gates (1) per workstation to a maximum of 100' distance from Green Box to gate utilizing Belden cable.
2. Toroidal Coil (sensor) EG313 is required to power the blast gate.
3. EG 400 is optional on/off signal relay to dust collector motor starter.
4. EG 205 and EG 206 price does not include cable, sensors or terminals.
5. Belden cable EG 305 or comparable field wire is required to install gates, sensors and relays.

Ecogate Small Shop



PART NO. 3247



ECOGATE ONE SYSTEM

DESCRIPTION	PART NO.	Ø	PRICE
CONTROL GRN BX ONE EG 104	3247-0104-000000		\$ 216.00
ECOGATE 4" RAW EG 204A with taper inlet/outlet duct	3247-0400-1000R0	4"	188.80
ECOGATE 5" RAW EG 205	3247-0500-1000R0	5"	188.80
ECOGATE 6" RAW EG 206	3247-0600-1000R0	6"	297.60
ECOGATE 7" RAW EG 207	3247-0700-1000R0	7"	372.00
ECOGATE 8" RAW EG 208	3247-0800-1000R0	8"	429.60
ECOGATE 9" RAW EG 209	3247-0900-1000R0	9"	495.00
ECOGATE 10" RAW EG 210	3247-1000-1000R0	10"	565.00
ECOGATE 12" FLANGED EG 212	3247-1200-100000	12"	648.00
ECOGATE 14" FLANGED EG 214	3247-1400-100000	14"	750.00
ECOGATE 16" FLANGED EG 216	3247-1600-100000	16"	825.00
ECOGATE 18" FLANGED EG 218	3247-1800-100000	18"	950.00
CONNECTOR 2-PIN EG 302	3247-0302-000000		10.00
CONNECTOR 3-PIN EG303	3247-0303-000000		15.00
CABLE BELDEN EG 305/FT	3247-0305-000000		0.36
TOROIDAL COIL 2 HP EG313	3247-0313-000000		21.00
RELAY 3-PHASE TO 15 HP EG 400	3247-0400-000000		180.00
RELAY 3-PHASE TO 30 HP EG 401	3247-0401-000000		216.00

1. One EG 309 Sensor (toroidal coil and holder) is required for each channel.
2. Two(2) 3-pin connector EG 302 and five(5) 2-pin connector EG303 are required for one gate systems. Each additional gate requires two(2) 2-pin connector EG303.
3. EG 205 to EG 216 price does not include cable, sensors or terminals.
4. Belden cable EG 305 or comparable field wire is required to install gates, sensors and relays.
5. Standard Nordfab pneumatic gates are compatible with Ecogate controls and are recommended for sizes above 18". Adapter is required.

Ecogate One System



PART NO. 3247

ORDERING NOTES:

Unless specified, 3" through 24" is QF, over 24" is flanged. Data is subject to change without notice. Stainless steel components requiring flanges will be supplied with SS flanges unless otherwise specified. Stainless steel components are manufactured with NO.304 SS. [Prices for SS 316 = SS 304 X 1.25] Adding a SS after standard part numbers specifies a SS part. For special parts or items to be custom manufactured: Contact your distributor for quotation.

WWW.DUCTMONKEY.NET • 951-739-9593



QUICK-FIT

THE WORLD'S FASTEST DUCTING

**ECOGATE PRO SYSTEM
ECOGATE MASTER SYSTEM**

ECOGATE PRO SYSTEM

DESCRIPTION	PART NO.	Ø	PRICE
CONTROL GRN BX PRO EG 103 RAW	3247-0103-000000		\$ 3,576.00
ECOGATE 4" RAW EG204A with taper inlet/ outlet duct	3247-0400-1000R0	4"	188.80
ECOGATE 5" RAW EG 205	3247-0500-1000R0	5"	188.80
ECOGATE 6" RAW EG 206	3247-0600-1000R0	6"	297.60
ECOGATE 7" RAW EG 207	3247-0700-1000R0	7"	372.00
ECOGATE 8" RAW EG 208	3247-0800-1000R0	8"	429.60
ECOGATE 9" RAW EG 209	3247-0900-1000R0	9"	495.00
ECOGATE 10" RAW EG 210	3247-1000-1000R0	10"	565.00
ECOGATE 12" FLANGED EG 212	3247-1200-100000	12"	648.00
ECOGATE 14" FLANGED EG 214	3247-1400-100000	14"	750.00
ECOGATE 16" FLANGED EG 216	3247-1600-100000	16"	825.00
ECOGATE 18" FLANGED EG 218	3247-1800-100000	18"	950.00
CONNECTOR 2-PIN EG 302	3247-0302-000000		10.00
CONNECTOR 3-PIN EG303	3247-0303-000000		15.00
CABLE BELDEN EG 305/FT	3247-0305-000000		0.36
ECODE/I EG 309 SENSOR	3247-0309-000000		95.00
RELAY 3-PHASE TO 15 HP EG 400	3247-0400-000000		180.00
RELAY 3-PHASE TO 30 HP EG 401	3247-0401-000000		216.00

- Green Box Pro can operate up to (44) 5" & 6" gates (2) per workstation and up to (22) 7" to 16" gates (1) per workstation.
- One EG 309 Sensor (toroidal coil and holder) is required for each workstation.
- Two (2) 3-pin connector EG 302 and five (5) 2-pin connector EG303 are required for one gate systems. Each additional gate requires two (2) 2-pin connector EG303.
- EG 400 and EG401 are optional on/off signal relays to dust collector motor starter.
- EG 205 to EG 216 **price does not include cable, sensors or terminals.**
- Belden cable EG 305 or comparable field wire is required to install gates, sensors and relays.
- Standard Nordfab pneumatic gates are compatible with Ecogate controls and are recommended for sizes above 16".

Ecogate Pro System



PART NO. 3247




ECOGATE MASTER SYSTEM

DESCRIPTION	PART NO.	PRICE
CONTROL GRN BX MASTER 1X22 HO102a	3247-1X22-HO122A	CALL
CONTROL GRN BX MASTER 1X44 HO102b	3247-1X44-HO122B	CALL
CONTROL GRN BX MASTER 2X22 HO102c	3247-2X22-HO122C	CALL
CONTROL GRN BX MASTER 4X11 HO102d	3247-4X11-HO122D	CALL
CONTROL GRN BX MASTER 1X88 HO102e	3247-1X88-HO122E	CALL
CONTROL GRN BX MASTER 2X44 HO102f	3247-2X44-HO122F	CALL
CONTROL GRN BX MASTER 4X22 HO102g	3247-4X22-HO122G	CALL
POWER MASTER 45 EG 145A(45 amp) 35 HP	3247-0145-45AMP0	CALL
POWER MASTER 60 EG 160A(60 amp) 45 HP	3247-0160-60AMPS	CALL
POWER MASTER 75 EG 175A(75 amp) 60 HP	3247-0175-75AMPS	CALL
POWER MASTER 90 EG 190A(91 amp) 70 HP	3247-0190-91AMPS	CALL
POWER MASTER 110 EG 1110A(112 amp) 90 HP	3247-1100-112AMP	CALL
POWER MASTER 120 EG 1150A(150 amp) 120 HP	3247-1150-150AMP	CALL
POWER MASTER 180 EG 1180A(180 amp) 150 HP	3247-1118-180AMP	CALL
POWER MASTER 260 EG 1260A(260 amp) 220 HP	3247-1260-260AMP	CALL
POWER MASTER 300 EG 1300A(304 amp) 250 HP	3247-1300-304AMP	CALL

- Green Box Master can operate up to (44) 5" & 6" gates (2) per channel and up to (22) 8" to 16" gates (1) per channel.
- One EG 309 Sensor (toroidal coil and holder) is required for each channel.
- Two(2) 3-pin connector EG 302 and five(5) 2-pin connector EG303 are required for one gate systems. Each additional gate requires two(2) 2-pin connector EG303.
- Power Master Unit includes Inverter, Contactor Bypass, Input Filter, Line Reactors and VFD.
- EG 205 to EG 216 **price does not include cable, sensors or terminals.**
- Belden cable EG 305 or comparable field wire is required to install gates, sensors and relays.
- Standard Nordfab pneumatic gates are compatible with Ecogate controls and are recommended for sizes above 16". Adapter is required.
- Green Box Master systems will be sold direct to end users by Nordfab due to system size, cost and technical requirements. Dealers will receive a pre-negotiated commission once Nordfab receives full payment.

Ecogate Master System



Master System Open



Power Master System Closed and Open



Power Master Installed

PART NO. 3247

ORDERING NOTES:

Unless specified, 3" through 24" is QF, over 24" is flanged. Data is subject to change without notice. Stainless steel components requiring flanges will be supplied with SS flanges unless otherwise specified. Stainless steel components are manufactured with NO.304 SS. [Prices for SS 316 = SS 304 X 1.25] Adding a SS after standard part numbers specifies a SS part. For special parts or items to be custom manufactured: Contact your distributor for quotation.

WWW.DUCTMONKEY.NET • 951-739-9593




QUICK-FIT

THE WORLD'S FASTEST DUCTING

INSTRUCTIONS FOR INSTALLING AN ADJUSTABLE NIPPLE

Each QF pipe section is 5 ft. in length. To shorten to accommodate an existing span, an adjustable nipple is used.




STEP 1

Measure distance to be spanned.



STEP 2

Mark distance to be spanned less 4".



STEP 3

Use O-ring provided and mark for cut.



STEP 4

Drill access hole then cut with saw



STEP 5

Put O-ring on cut pipe, slide nipple over.



STEP 6

Snap clamp over O-ring and one end of nipple.

FINISHED CONNECTION
USING THE ADJUSTABLE
NIPPLE ASSEMBLY.



NOTE: KEEP CUT PIPE IN THE SAME DIRECTION AS THE AIR FLOW.

ORDERING NOTES:

Unless specified, 3" through 24" is QF, over 24" is flanged. Data is subject to change without notice. Stainless steel components requiring flanges will be supplied with SS flanges unless otherwise specified. Stainless steel components are manufactured with NO.304 SS. [Prices for SS 316 = SS 304 X 1.25] Adding a SS after standard part numbers specifies a SS part. For special parts or items to be custom manufactured: Contact your distributor for quotation.

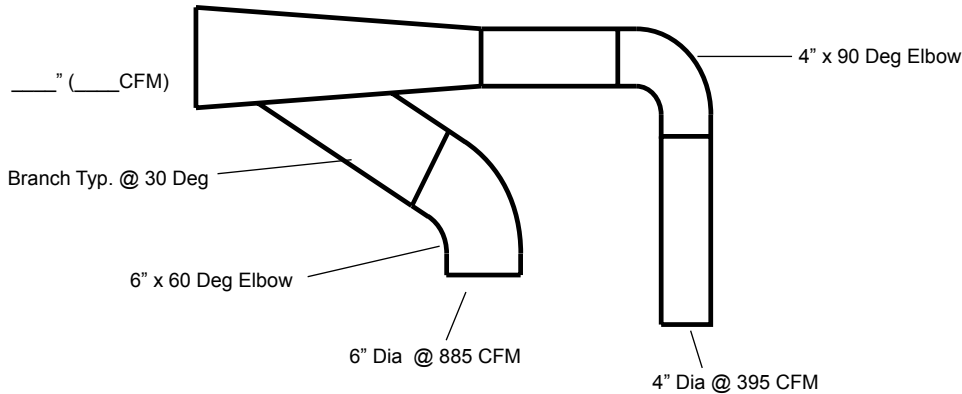
WWW.DUCTMONKEY.NET • 951-739-9593



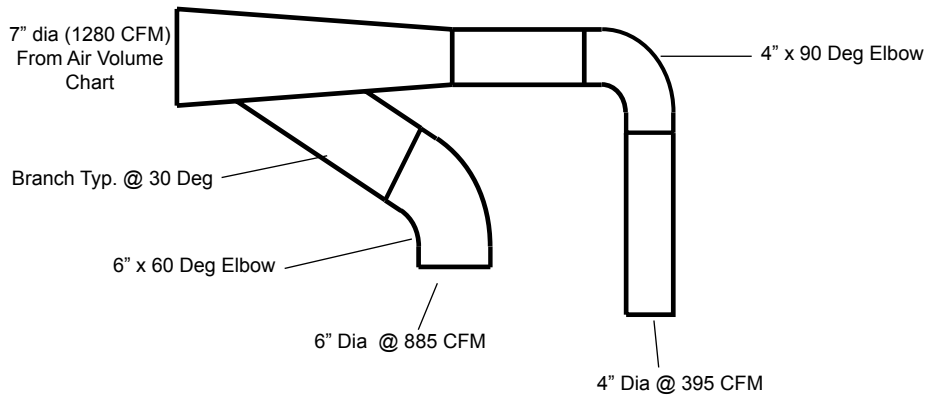
QUICK-FIT

THE WORLD'S FASTEST DUCTING

-sizing a QF pipe system



EXAMPLE: Always work from your machines back toward the filter. Suppose that you have a 4" drop that rises and runs back to join with a 6" drop as sketched above. What size branch will you need?



The 4" pipe carries 395 CFM at 4500 FPM, (See Chart). The 6" pipe will need 885 CFM at the same velocity, (See Chart). Added together you have a total of (395+ 885) 1280 CFM coming together. Looking again at the chart under 4500 FPM, you find that 1280 CFM is not listed, but falls very close to the 1205 CFM listed for a 7" pipe. This indicates that the 4" joined to the 6" will require a 7" pipe to carry all of the material at the right velocity. The branch, therefore, will be 7" on the downstream end reducing down to a 4" with a 6" branching off of it. That is listed as a 7-6-4 branch.

ORDERING NOTES:

Unless specified, 3" through 24" is QF, over 24" is flanged. Data is subject to change without notice. Stainless steel components requiring flanges will be supplied with SS flanges unless otherwise specified. Stainless steel components are manufactured with NO.304 SS. [Prices for SS 316 = SS 304 X 1.25] Adding a SS after standard part numbers specifies a SS part. For special parts or items to be custom manufactured: Contact your distributor for quotation.

WWW.DUCTMONKEY.NET • 951-739-9593

NORDFAB
QUICK-FIT
THE WORLD'S FASTEST DUCTING



ORDERING NOTES:

Unless specified, 3" through 24" is QF, over 24" is flanged. Data is subject to change without notice. Stainless steel components requiring flanges will be supplied with SS flanges unless otherwise specified. Stainless steel components are manufactured with NO.304 SS. [Prices for SS 316 = SS 304 X 1.25] Adding a SS after standard part numbers specifies a SS part. For special parts or items to be custom manufactured: Contact your distributor for quotation.

WWW.DUCTMONKEY.NET • 951-739-9593



QUICK-FIT

THE WORLD'S FASTEST DUCTING

SIZING A QF PIPE SYSTEM

Nordfab offers assistance to those salespeople and customers who have never designed a piping system. We can assist you in determining the correct pipe size and configuration that will supply you with the correct flow. Please call an inside Sales Representative at 1-800-532-0830 for assistance.

USING THE CFM/FPM CHART

This chart allows you to choose the correct pipe size for the CFM that is required. Different materials need to be conveyed at different velocities to prevent the material from falling out of the air stream. For example, wood chips and saw dust flow well at 4500 feet per minute. Referring to the chart, a 4" pipe will convey 395 CFM at 4500 FPM. This indicates that a 4" pick-up on a machine will use 395 CFM from the filtering system. Or working in reverse, if you know that a machine will require approximately 400 CFM to remove the waste, then you should design a 4" pipe for the application.

AIR VOLUME IN DUCTS IN CUBIC FEET PER MINUTE (CFM)											
DUCT Ø	VELOCITY IN FEET PER MINUTE (FPM)										
	2000	2500	3000	3500	4000	4500	5000	5500	6000	6500	7000
3	100	125	150	170	195	220	245	270	295	320	345
4	175	220	260	305	350	395	440	485	525	570	615
5	275	340	410	475	545	615	680	750	820	885	955
6	395	490	590	685	785	885	980	1080	1180	1275	1375
7	535	670	800	935	1070	1205	1335	1470	1605	1735	1870
8	700	875	1050	1220	1395	1570	1745	1920	2095	2270	2445
9	885	1105	1325	1545	1765	1990	2210	2430	2650	2870	3090
10	1090	1365	1635	1910	2180	2455	2725	3000	3270	3545	3820
11	1320	1650	1980	2310	2640	2970	3300	3630	3960	4290	4620
12	1570	1965	2355	2750	3140	3535	3925	4320	4710	5105	5500
13	1850	2300	2770	3225	3685	4150	4610	5070	5530	5990	6450
14	2140	2675	3205	3740	4275	4810	5345	5880	6415	6950	7485
15	2450	3070	3680	4300	4900	5520	6130	6750	7360	7970	8590
16	2790	3490	4190	4885	5585	6285	6980	7680	8380	9075	9775
17	3150	3940	4730	5515	6300	7090	7880	8670	9450	10240	11030
18	3535	4420	5300	6185	7070	7950	8835	9720	10600	11485	12370
20	4365	5455	6545	7635	8725	9815	10910	12000	13090	14180	15270
22	5280	6600	7920	9240	10560	11880	13200	14520	15840	17160	18480
24	6285	7855	9425	10995	12656	14135	15710	17280	18850	20420	21995
26	7370	9210	11055	12900	14740	16580	18420	20270	22110	23950	25800
28	8550	10685	12820	14960	17100	19230	21310	23500	25650	27780	29920
30	9800	12260	14700	17170	19625	22080	24530	26990	29440	31890	34350
32	11160	13950	16750	19541	22330	25120	27910	30700	33490	36280	39070
34	12600	15755	18905	22055	25210	28360	31510	34660	37810	40965	44115
36	14130	17665	21195	24730	28260	31800	35325	38860	42390	45925	49455
38	15745	19680	23615	27550	31490	35425	39360	43295	47230	51170	55100
40	17445	21800	26170	30530	34890	39250	43610	47975	52330	56700	61055

ORDERING NOTES:

Unless specified, 3" through 24" is QF, over 24" is flanged. Data is subject to change without notice. Stainless steel components requiring flanges will be supplied with SS flanges unless otherwise specified. Stainless steel components are manufactured with NO.304 SS. [Prices for SS 316 = SS 304 X 1.25] Adding a SS after standard part numbers specifies a SS part. For special parts or items to be custom manufactured: Contact your distributor for quotation.

WWW.DUCTMONKEY.NET • 951-739-9593

"QF" PARTS LIST TAKE-OFF WORKSHEET

Your Name: _____ Fax: _____ Phone: _____ Project: _____ Date: _____ Page _____ of _____

QF DIA.	PIPE 5'0" LONG (3"Ø 39")	ADJ. NIPPLE INCL O-RING	ELBOWS				BLAST GATES	FLOOR SWEEP	MACHINE ADAPTOR STAND. IS QF TO ID	FLEX HOSE ADAPT.	QF CLAMP	PIPE HANGER	FLEX HOSE RUBBER OR STEEL	FLEX HOSE CLAMP	MISC. FITTINGS (REDUCERS, ADAPTORS, TRANSITIONS, ANY FITTINGS THAT CAN NOT BE SPECIFIED ELSEWHERE)	BRANCH, DOUBLE BRANCH & Y BRANCH			
			90°	60°	45°	30°										A	B	C	D
3"																			
4"																			
5"																			
6"																			
7"																			
8"																			
9"																			
10"																			
11"																			
12"																			
13"																			
14"																			
15"																			
16"																			
17"																			
18"																			
20"																			
22"																			
24"																			



NORDFAB
QUICK-FIT
THE WORLD'S FASTEST DUCTING

CONDITIONS OF SALE

GENERAL CONDITIONS OF SALE

The terms and conditions of acceptance of sale set forth herein, and all drawings, specifications, descriptions and other documents attached hereto and incorporated here in by reference constitute the entire agreement between Nordfab (seller) and the buyer. Seller's acceptance of his order is expressly conditioned by the buyer's consent to the terms contained herein. The terms and conditions of the seller's proposal (if any) and acknowledgment shall prevail over any conflicting or different terms in buyer's order unless buyer notifies seller in writing of its objections thereto within (15) fifteen days from receipt of seller's acknowledgment. The failure of Seller to object to any provision in conflict herewith whether contained in Buyer's purchase order or otherwise, shall not be construed as a waiver of the provisions hereof nor as an acceptance thereof. Seller's proposal is only preliminary unless it is otherwise confirmed. If any of the four terms and conditions of Seller's proposal conflict with these general conditions of sale, those contained in the proposal shall prevail.

WARRANTIES

The Seller warrants that the products sold hereunder conform to any applicable drawings and specifications accepted in writing by Seller and will be free from any defects in material and workmanship which become apparent under normal use, and of which Buyer gives written notice to Seller within a period of 6 months from the date of installation or 12 months from the date of shipment, whichever period first expires. If, within that period, the Seller receives from Buyer written notice of any alleged defect in or non-conformance of any product and if, in Seller's sole judgement, the product does not conform or is found to be defective in material or workmanship, then Buyer shall, at Seller's request, return the part or product F.O.B. Seller's shipping point and Seller at its option and expense, shall repair or replace the defective part or product or repay the Buyer the full price paid for such part or product by Buyer. Dismounting and reinstallation of defective or nonconforming parts is done at Buyer's expense. Warranty for delivery of spare parts or replacement for non-conforming parts expires when warranty for original equipment expires. Any repayment of purchase price shall be without interest. Seller's sole responsibility, and Buyer's exclusive remedy hereunder shall be limited to such repair, replacement, or repayment of the purchase price as above provided. There are no other warranties, expressed, statutory or implied, including those of merchantability, quality or fitness for purpose, nor any affirmation of fact or representation which extends beyond the description on the face here of. The warranties of Seller do not cover and Seller makes no warranty with respect to:

- A) failures not reported to Seller within the warranty period specified above;
- B) failure or damage due to misapplication, abuse, improper installation or abnormal conditions of temperature, dirt or other corrosive matter;
- C) failures due to operation, either intentional or otherwise, above rated capacities or in an otherwise improper manner;
- D) products which have been in any way tampered with or altered by anyone other than an authorized representative of Seller;
- E) products damaged in shipment or otherwise without fault of Seller;
- F) expenses incurred by Buyer in an attempt to repair or rework any alleged defective product, and defects in material and workmanship which are attributable to drawings and specifications provided by Buyer.

TERMS OF PAYMENT

NO EXCEPTIONS, unless authorized by the National Sales Manager. Nordfab's customer is the authorized dealer. Terms agreed on: NET 30 (unless otherwise agreed upon).

CLAIMS FOR SHORTAGES

Any claim for loss, breakage (obvious or concealed) are Buyer's responsibility and should be made to the carrier immediately. Seller will render Buyer reasonable assistance in securing satisfactory adjustment of such claims. Any notices of shortages or other errors must be made in writing to Seller within 15 days after receipt of shipment. Failure to give such notice shall constitute unqualified acceptance and a waiver of all claims by Buyer. Risk of loss for damages to the products sold hereunder passes to Buyer upon delivery to the carrier regardless of who pays shipping costs.

LIMITATION OF LIABILITY

Seller's sole responsibility and Buyer's sole and exclusive remedy with respect to any breach of warranty or guarantee under this agreement shall be limited to repair, replacement or repayment of the purchase price at Seller's sole option. Seller's total responsibility and liability for any and all claims, damages of any nature, losses, liabilities or costs of corrective efforts, including but not limited to those relating to any warranty or guarantee arising out of or related to performance of this agreement or the products covered hereunder or the performance thereof shall not exceed the purchase price. In no event shall Seller be liable for any special, indirect, incidental or consequential damages of any character; including but not limited to, loss of use of productive facilities or equipment, lost profits, property damage, expense incurred in reliance on Seller's performance hereunder or lost production, whether suffered by Buyer or any third party. Seller disclaims all liability for any and all costs, claims, demands, charges, expenses or other damages, either direct or indirect, incident to all property damages arising out of any cause of action based on strict liability.

RETURN GOODS AUTHORIZATION

Customers must fill out an RGA WORKSHEET, which must be obtained from Nordfab 800-532-0830. NOTE: Each RGA must be filled out completely. An RGA can not be issued on an order that is older than 90 days from the original ship date. Damage and "white rust" occur over time at job sites, which may cause the items to not be sellable. Issued RGAs will be valid for 30 days from the date of issue. Nordfab products must be received at Nordfab Thomasville within 30 days from date of issue to receive credit. ABSOLUTELY NO SHIPMENTS will be accepted at Nordfab without a RGA. Shipments without RGAs will be returned to shipper. There is a 25% restocking charge for all returned goods. All components must arrive in sellable condition. Final determination of sell-ability will rest with Nordfab. Specific items that may be returned are limited to standard dimensioned components, i.e. pipe, standard elbows (90, 60, 45, 30) clamps, hangers, blast gates, adjustable nipples, etc. All return freight must be shipped freight prepaid. ALL DUCT must be shipped vertically (rolled edge down) to avoid incurring out-of-round damage during transit.


The Quick-Fit Stainless Plus and Quick-Fit Aluminum must be received at Sisneros Brothers Manufacturing in Belan, NM within 30 days from date of issue to receive credit. ABSOLUTELY NO SHIPMENTS will be accepted at Sisneros without a RGA. Shipments without RGAs will be returned to shipper. There is a 25% restocking charge for all returned goods. All components must arrive in sellable condition. Final determination of sell-ability will rest with Nordfab. Specific items that may be returned are limited to standard dimensioned components, i.e. pipe, standard elbows (90, 60, 45, 30) clamps, hangers, blast gates, adjustable nipples, etc. All return freight must be shipped freight prepaid. ALL DUCT must be shipped vertically (rolled edge down) to avoid incurring out-of-round damage during transit.



QUICK-FIT



THE WORLD'S FASTEST DUCTING



QUICK-FIT FAST FAX TO: 951-739-9594

- YES! PLEASE SEND ME A CATALOG ON QUICK-FIT
- RUSH! I HAVE A CURRENT PROJECT THAT REQUIRES QUICK-FIT DUCT
- I HAVE A FUTURE PROJECT AND NEED MORE INFORMATION

NAME: _____ COMPANY: _____

ADDRESS: _____ CITY: _____ ST: ____ ZIP: _____

PHONE: _____ FAX: _____ EMAIL: _____

CURRENT NEED: _____

DATE NEEDED: _____

Available from this distributor:



DUCT MONKEY
 355 NORTH SHERIDAN ST. STE. 103
 CORONA, CA 92880
 WWW.DUCTMONKEY.NET
 Phone: 951-739-9593 Fax: 951-739-9594