



QUICK-FIT



THE WORLD'S FASTEST DUCTING

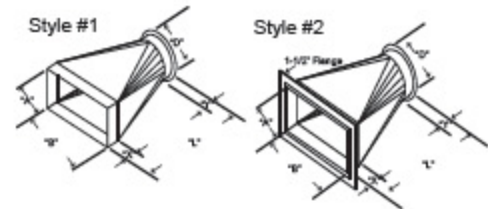
TRANSITION RECTANGULAR TO ROUND*

Ø	PART NO.	ENDS	WEIGHT (GALV)
3"	3225-03XX	QF	1.65
4"	3225-04XX	QF	2.85
5"	3225-05XX	QF	4.05
6"	3225-06XX	QF	5.55
7"	3225-07XX	QF	7.35
8"	3225-08XX	QF	9.45
9"	3225-09XX	QF	11.60
10"	3225-10XX	QF	14.00
11"	3225-11XX	QF	17.10
12"	3225-12XX	QF	21.00
13"	3225-13XX	QF	25.00
14"	3225-14XX	QF	29.80
15"	3225-15XX	QF	36.95
16"	3225-16XX	QF	45.00
17"	3225-17XX	QF	53.05
18"	3225-18XX	QF	61.10
20"	3225-20XX	QF	70.90
22"	3225-22XX	QF	82.00
24"	3225-24XX	QF	94.40
26"	3225-26XX	FLANGE	112.40
28"	3225-28XX	FLANGE	132.00
30"	3225-30XX	FLANGE	154.40
32"	3225-32XX	FLANGE	176.20
34"	3225-34XX	FLANGE	200.60
36"	3225-36XX	FLANGE	224.50
38"	3225-38XX	FLANGE	248.20
40"	3225-40XX	FLANGE	272.40

Transition Rectangular to Round



- Priced by the larger of the diameter or square inch face area.
- Flange NOT Included.



*NOTE: Square to Square Transition available



See page 34 for transition ordering instructions

ROUTER HOOD

Ø	PART NO.	ENDS	WEIGHT (GALV)
3"	3231-0300	QF	2.40
4"	3231-0400	QF	2.85
5"	3231-0500	QF	3.00
6"	3231-0600	QF	3.20
7"	3231-0700	QF	3.50
8"	3231-0800	QF	4.00
9"	3231-0900	QF	6.20
10"	3231-1000	QF	8.50

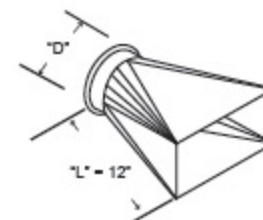
Router Hood



- Priced by the larger of the diameter or square inch face area.
- Flange NOT Included.
- SS router hood with magnet has a non SS magnet.

ROUTER HOOD WITH MAGNET

Ø	PART NO.	ENDS	WEIGHT (GALV)
3"	3232-0300	QF	3.40
4"	3232-0400	QF	4.60
5"	3232-0500	QF	5.50
6"	3232-0600	QF	6.40
7"	3232-0700	QF	7.25
8"	3232-0800	QF	8.50
9"	3232-0900	QF	12.40
10"	3232-1000	QF	17.00



ORDERING NOTES:

Unless specified, 3" through 24" is QF, over 24" is flanged. Data is subject to change without notice. Stainless steel components requiring flanges will be supplied with SS flanges unless otherwise specified. Stainless steel components are manufactured with NO.304 SS. [Prices for SS 316 = SS 304 X 1.25] Adding a SS after standard part numbers specifies a SS part. For special parts or items to be custom manufactured call for quotation.

WWW.DUCTMONKEY.NET • 951-739-9593



QUICK-FIT




THE WORLD'S FASTEST DUCTING

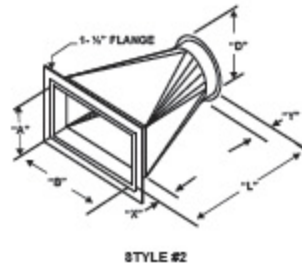
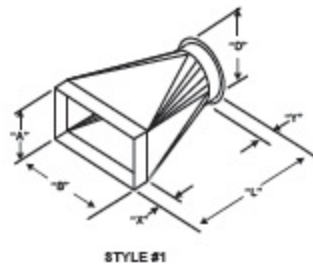
TRANSITION STYLES

TRANSITION STYLES

Transition Rectangular to Round



Transition Square to Square



Built to your specifications. Please list all required dimensions and details.

- Specify Rectangle End: Flanged Raw End I.D. Raw End O.D.
- Flange Type: Angle Bar Flat Bar Sheet Metal Plasma Cut
- Specify Round End: QF Flanged Hose Conn. Raw I.D. Or O.D.

NOTE: If no hole pattern is supplied for flanges, they will be supplied "Blank" to be field drilled.
 "L" = to the greater of B or D

Item #	Qty.	"D"	"A"	"B"	"X" Std 2"	"Y" Std 2"	"L"	Gauge	Flange Material	Flg Dwg	Special Notes

Specify dimensions A, B, D, and L. Also available with flanged connections. Specify flange pattern. If no hole pattern is supplied for flanges, they will be supplied blank to be field drilled.

Standard flange material is 1-1/2 x 3/16" THK angle. Diameter sizes exceeding 24" will be supplied with a flange. Standard length is equal to "B" dimension, unless otherwise specified. Prices are determined by the rectangular dimension.

NOTE: Square to square transitions are made when the customer's specified length is less than 75% of the "B" dimension.

ORDERING NOTES:

WWW.DUCTMONKEY.NET • 951-739-9593

Unless specified, 3" through 24" is QF, over 24" is flanged. Data is subject to change without notice. Stainless steel components requiring flanges will be supplied with SS flanges unless otherwise specified. Stainless steel components are manufactured with NO.304 SS. [Prices for SS 316 = SS 304 X 1.25] Adding a SS after standard part numbers specifies a SS part. For special parts or items to be custom manufactured call for quotation.